



**MAHATMA GANDHI UNIVERSITY**  
*of*  
**MEDICAL SCIENCES & TECHNOLOGY**  
JAIPUR



**1.4.2**  
**FEEDBACK ANALYSIS**  
**AND**  
**ACTION TAKEN REPORT**  
**2019-20**



PRESIDENT  
Mahatma Gandhi University of  
Medical Sciences & Technology  
Sitapura, JAIPUR-302 022



### **1.4.2 Feedback Analysis and Action Taken Report of the University on feedback report 2019-20**

The Feedback Analysis Committee of the institution designs and collects feedback from its stakeholders to monitor and evaluate its performance quality on curriculum and curriculum related issues. The feedback forms were collected from students, teachers, employers, alumni and professionals. Students who offered feedback were from different constituent colleges of MGUMST.

The feedback targets following different content for different stakeholders.

- For students, it addressed curriculum and its learning related issues in terms of quality, competence, skills and professionalism. This feedback also considers other issues like delivery of curriculum by teachers.
- For teachers, the feedback addressed issues like suitability the course and its need base, outcomes of the curriculum, relationship with course content and corresponding reference material, availability of reference materials in terms with curriculum, evaluation methods and curriculum delivery, etc.
- For employers, it addressed issues like general communication skills, developing solutions to real life problems, working in a team, creative challenges to challenges, organization skills, learning of new techniques, integration of technology for work as learnt through the curriculum.
- For alumni, it aimed for responses on adequateness of courses curriculum, sufficiency of syllabus content in context of current professional standards and curriculum design in context of development of self-directed learning and problem solving approach.
- For professionals, it targeted issues like necessity of additions and deletions in the curriculum in connection with theory and practical parts of the syllabus. The responses were also taken from them about the weightage of the syllabus in terms of marks distribution.

The feedback collected is analyzed and sent it to the respective authorities for the actions.

**I : Feedback from Students:**

<u>Feedback</u>	<u>Action taken</u>	<u>Impact</u>
Content of syllabi needs enhancement in terms of quality	<p>Formal instructions were circulated to all constituent colleges through competent authority for addressing the issue of enrichment of content in the syllabus.</p> <p>All the teachers were notified about the issue and they were encouraged and enriched the curriculum with more appropriate teaching-learning methods and techniques.</p>	Subsequent application by teachers was observed and efforts were effective.
Depth of the course content needs to be increased for achieving the expected Course Outcomes	<p>Formal instructions were circulated to all constituent colleges through competent authority for addressing the issue of attainment of COs &amp; Pos.</p> <p>Teachers were informed to keep check on the attainment of course outcomes.</p>	Teachers made students familiar with ideas of POs and COs and their expected outcomes.
Applicability/relevance of curriculum in real life situations can be increased	Formal instructions were circulated to all constituent colleges through competent authority for addressing the issue of applicability of the curriculum.	Teachers made efforts to relate the curriculum with real life situations.
More practical training sessions are desired by the students	Formal instructions were circulated to all constituent colleges through competent authority for addressing the issue of increasing practical training sessions.	Teachers paid more attention to practical sessions and made their teaching more experiential.

## **II Feedback from Teachers**

<b><u>Feedback</u></b>	<b><u>Action taken</u></b>	<b><u>Impact</u></b>
Suggested that syllabi should be need based	Formal instructions were circulated to all constituent colleges through competent authority for addressing the issues suggested by the teachers through feedback	The details of the feedback were received by the heads of constituent colleges and appropriate awareness was created
Teachers should have the freedom to adopt innovative techniques/strategies of teaching such as seminar presentations, group discussions etc	Formal instructions were circulated to all constituent colleges through competent authority for addressing the issues suggested by the teachers through feedback	The details of the feedback were received by the heads of constituent colleges and appropriate awareness was created. Teachers were encouraged to adopt more innovative techniques and strategies for teaching.

## **III Feedback from Employers**

<b><u>Feedback</u></b>	<b><u>Action Taken</u></b>	<b><u>Impact</u></b>
Suggestion to enhance general communication skills	Formal instructions were circulated to all constituent colleges through competent authority for addressing the issues suggested by the employers. Teachers were given instructions to ensure enhancement of communication skills of the students.	Teachers incorporated stress on the issues of improvement of communication skills of the students in their teaching of curriculum.

Suggestion to promote work environment for team work	Formal instructions were circulated to all constituent colleges through competent authority for addressing the issues suggested by the employers. Teachers were given instructions to ensure promotion of work environment in the form of team work.	Teachers encouraged students to work in team and positive results of working in a team are visible.
--	--	---

#### **IV Feedback from Alumni**

<b><u>Feedback</u></b>	<b><u>Action taken</u></b>	<b><u>Impact</u></b>
More exposure to field visits in curriculum	Formal instructions were circulated to all constituent colleges through competent authority for addressing the issue.  All the teachers were notified about the issue and they were encourages to have more field visits as a part of their curriculum.	Teachers paid more attention to have more field visits and thus gave exposure to students for field visits.
Evidence based practical demonstration	Formal instructions were circulated to all constituent colleges through competent authority for addressing the issue.	Teachers paid more attention to gave more attention for Evidence based practical education

## **V Feedback from Professionals**

<b><u>Feedback</u></b>	<b><u>Action taken</u></b>	<b><u>Impact</u></b>
<b>Students and teaching faculties should be technosavy.</b>	Formal instructions were circulated to all constituent colleges through competent authority for appropriate actions on the issues of effective use of ICT by teachers.	Teachers were made available with appropriate ICT facilities and encouraged to make effective use of ICT.
<b>Need more exams for formative assessment.</b>	Formal instructions were circulated to all constituent colleges through competent authority for appropriate actions on the issues . Teachers were encouraged to have more formative assessment of the students.	Teachers put efforts to have more exams for formative assessment.



## **Students Feedback Analysis Report 2019-20**

The Feedback Analysis Committee of the institution designs and collects feedback from its stakeholders to monitor and evaluate its performance quality on curriculum and curriculum related issues. The feedback forms were collected from students on several aspects of curriculum and its learning related issues in terms of quality, competence, skills and professionalism. This feedback also considers other issues like delivery of curriculum by teachers.

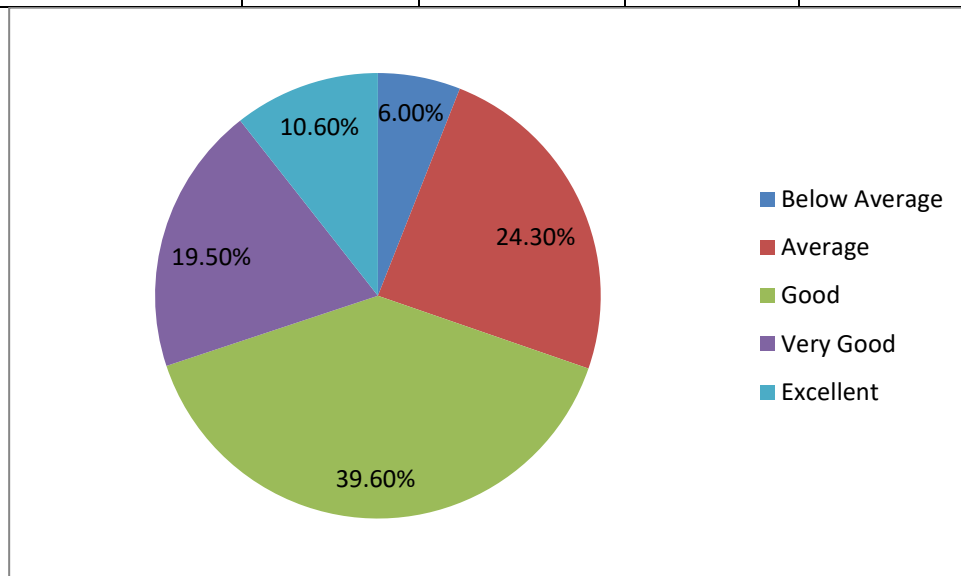
The report of feedback analysis is submitted to Vice Chancellor/Pro-Vice Chancellor of the University than the feedback report was forwarded to IQAC for necessary action and thereafter the analysis is shared with all constituent colleges, heads and they are instructed to take necessary measures and actions as to comply with the issues raised by the learners.

### **STUDENT FEEDBACK**

#### **A. Academic**

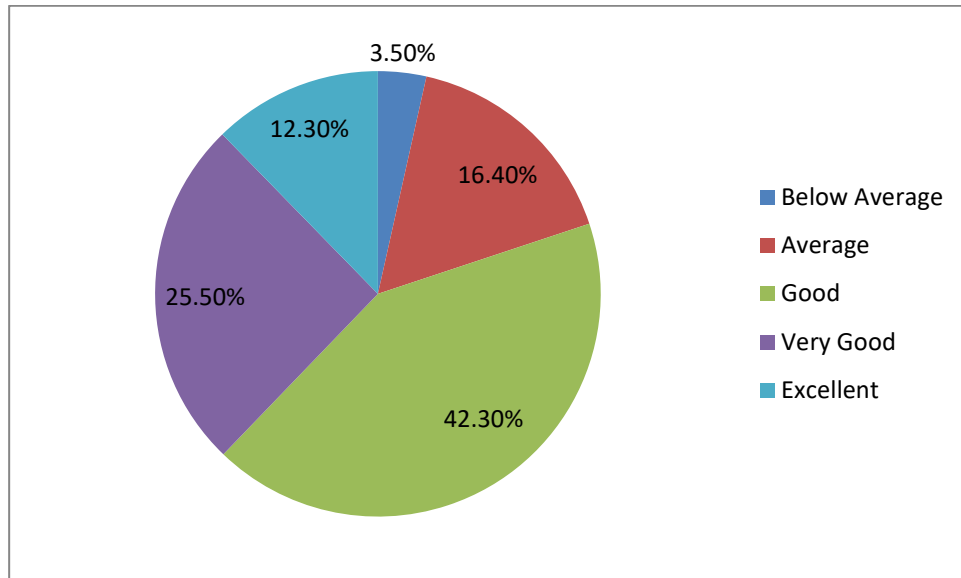
##### **1. Content of syllabi of the course**

<b>Content of syllabi of the course</b>	<b>Excellent</b>	<b>Very Good</b>	<b>Good</b>	<b>Average</b>	<b>Below Average</b>
<b>% Response</b>	<b>12.3</b>	<b>25.5</b>	<b>42.3</b>	<b>16.4</b>	<b>6.0</b>



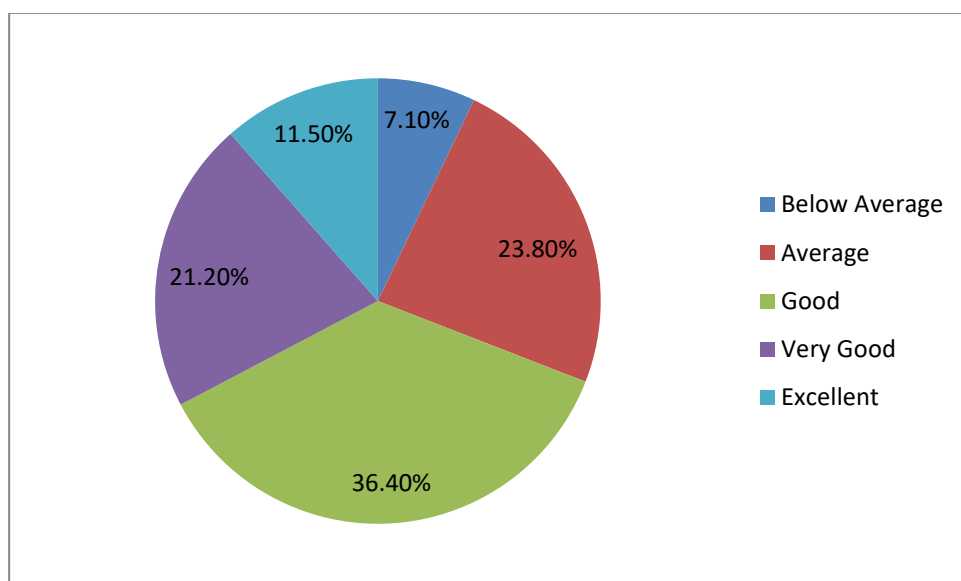
## 2. Extent of syllabi covered in the class

Extent of syllabi covered in the class	Excellent	Very Good	Good	Average	Below Average
<b>% Response</b>	<b>10.6</b>	<b>19.5</b>	<b>39.6</b>	<b>24.3</b>	<b>3.5</b>



## 3. Delivery of syllabi in the class

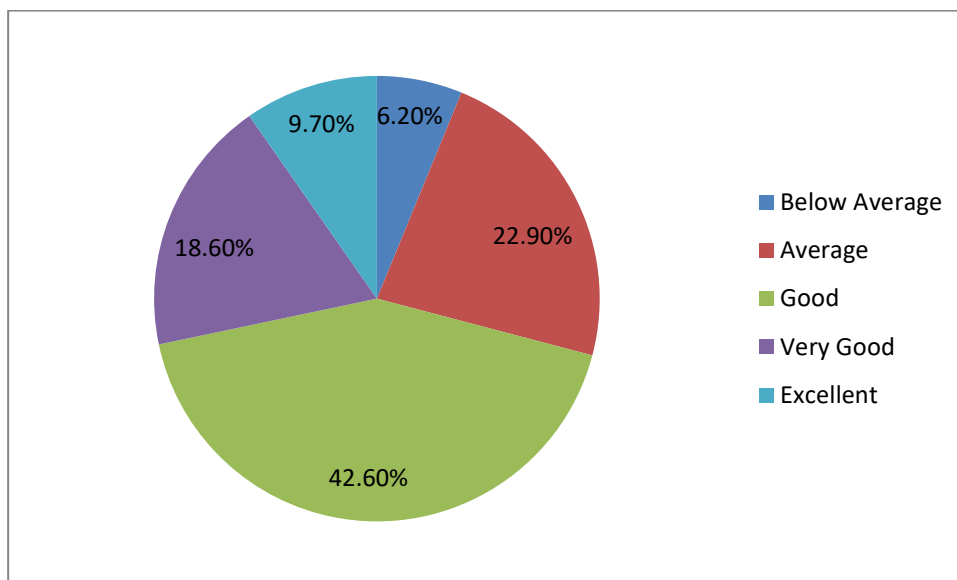
Delivery of syllabi in the class	Excellent	Very Good	Good	Average	Below Average
<b>% Response</b>	<b>11.5</b>	<b>21.2</b>	<b>36.4</b>	<b>23.8</b>	<b>7.1</b>





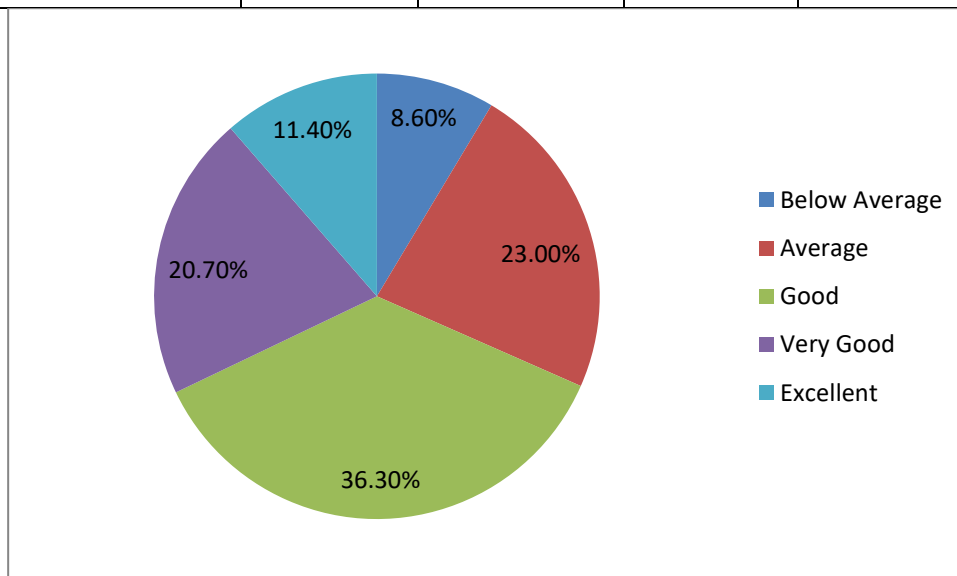
**4. The depth of the course content is adequate in relation to expected course outcomes**

<b>The depth of the course content is adequate in relation to expected course outcomes</b>	<b>Excellent</b>	<b>Very Good</b>	<b>Good</b>	<b>Average</b>	<b>Below Average</b>
<b>% Response</b>	<b>9.7</b>	<b>18.6</b>	<b>42.6</b>	<b>22.9</b>	<b>6.2</b>



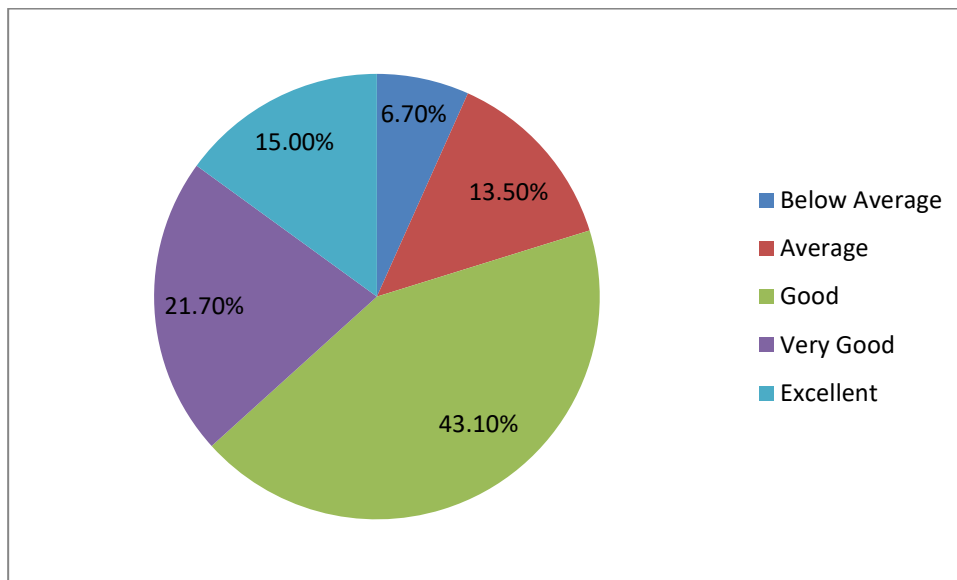
**5. Use of teaching aids and ICT in the class to facilitate teaching**

<b>Use of teaching aids and ICT in the class to facilitate teaching</b>	<b>Excellent</b>	<b>Very Good</b>	<b>Good</b>	<b>Average</b>	<b>Below Average</b>
<b>% Response</b>	<b>11.4</b>	<b>20.7</b>	<b>36.3</b>	<b>23</b>	<b>8.6</b>



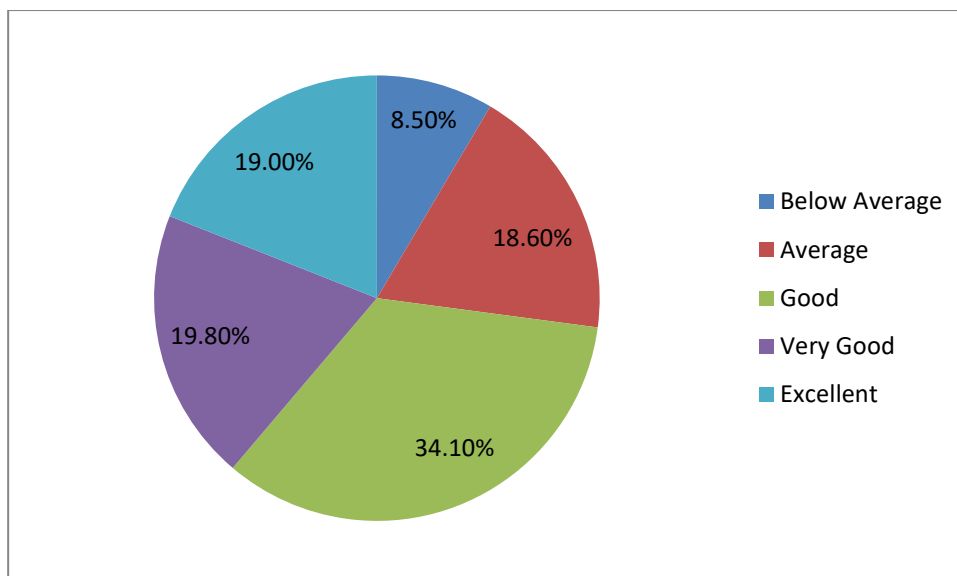
## 6. Over all experience with internal assessment

Over all experience with internal assessment	Excellent	Very Good	Good	Average	Below Average
<b>% Response</b>	<b>15</b>	<b>21.7</b>	<b>43.1</b>	<b>13.5</b>	<b>8.6</b>



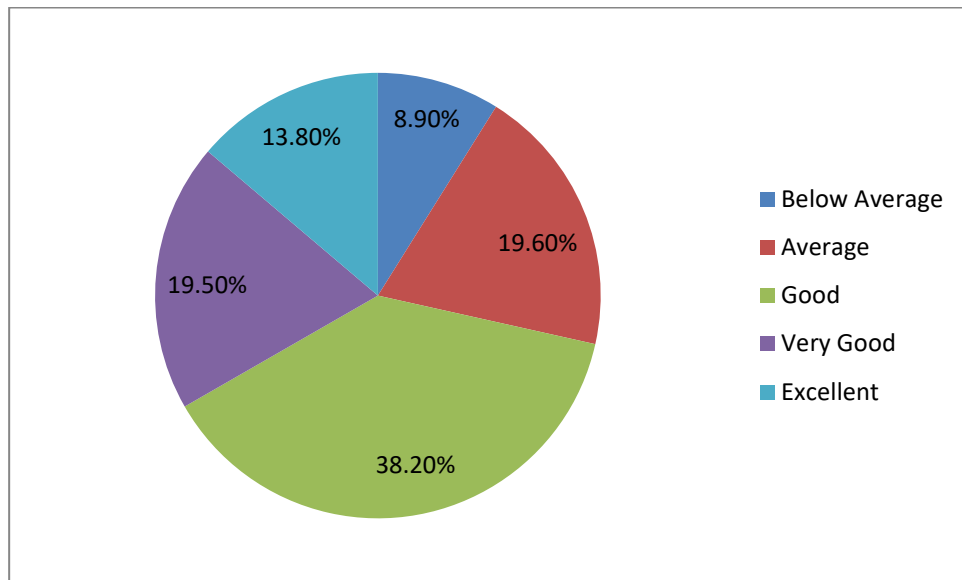
## 7. Student teacher interaction

Student teacher interaction	Excellent	Very Good	Good	Average	Below Average
<b>% Response</b>	<b>19</b>	<b>19.8</b>	<b>34.1</b>	<b>18.6</b>	<b>8.5</b>



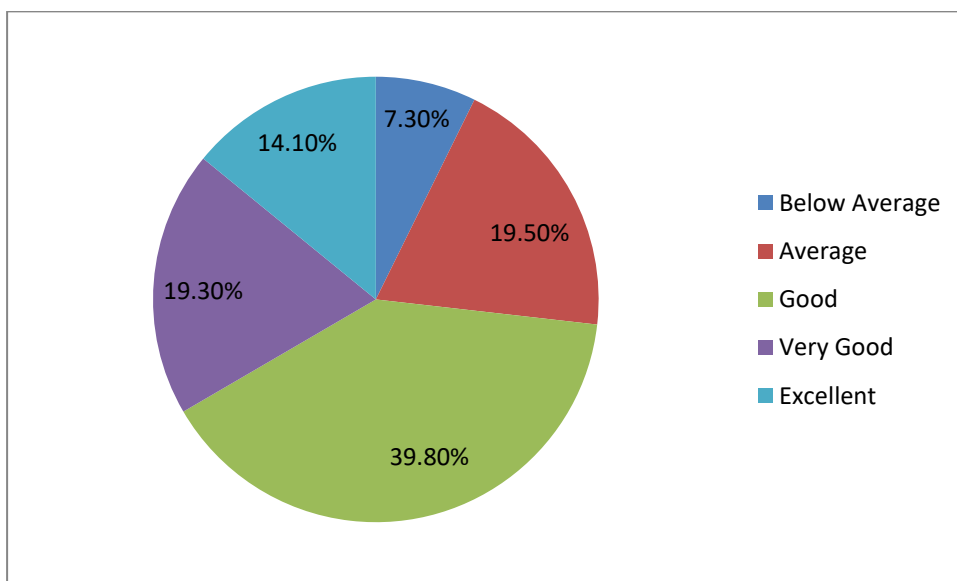
### 8. Stimulation for self directed learning and problem solving approach

Stimulation for self directed learning and problem solving approach	Excellent	Very Good	Good	Average	Below Average
<b>% Response</b>	<b>13.8</b>	<b>19.5</b>	<b>38.2</b>	<b>19.6</b>	<b>8.9</b>



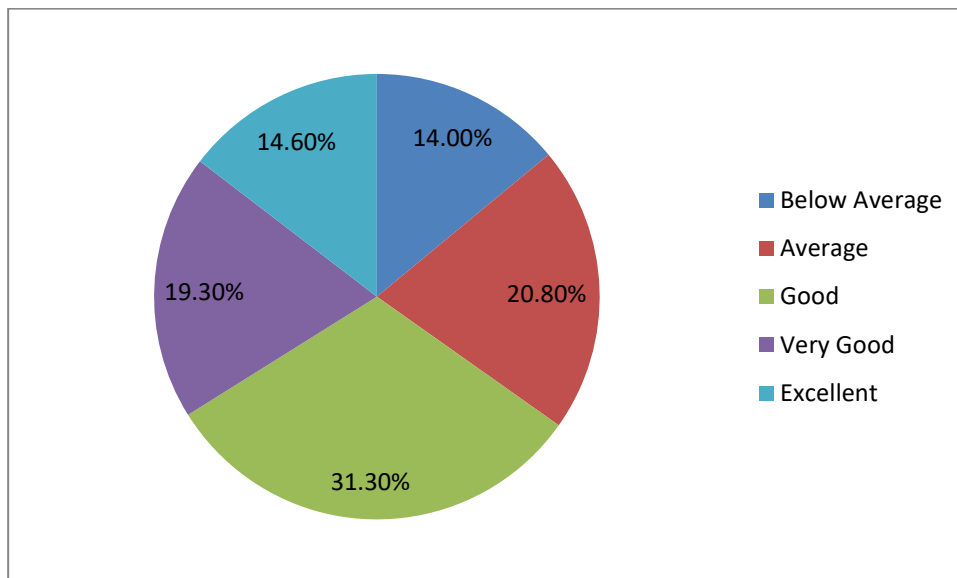
### 9. Over all learning experience

Over all learning experience	Excellent	Very Good	Good	Average	Below Average
<b>% Response</b>	<b>14.1</b>	<b>19.3</b>	<b>39.8</b>	<b>19.5</b>	<b>7.3</b>



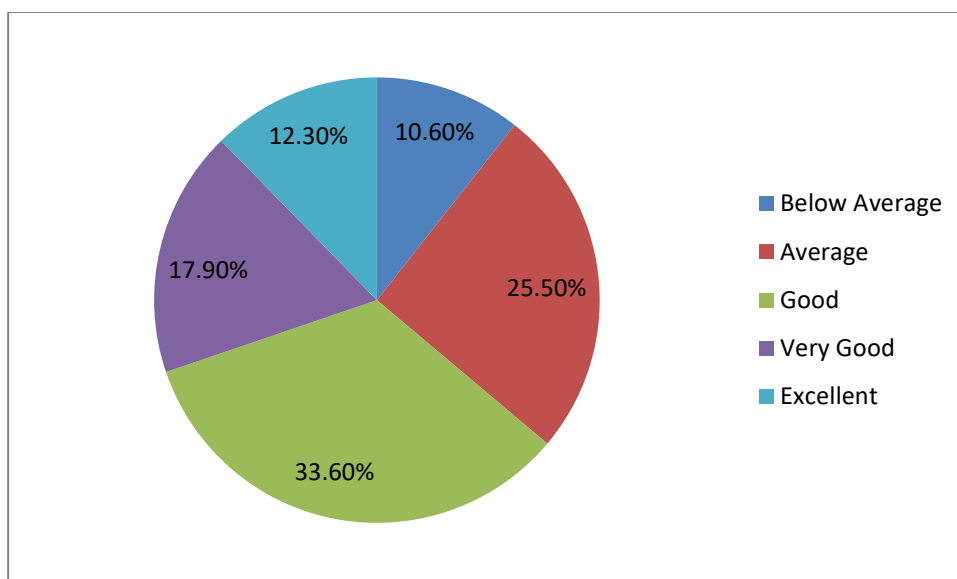
### 10. Availability and suitability of lab equipment

Availability and suitability of lab equipment	Excellent	Very Good	Good	Average	Below Average
<b>% Response</b>	<b>14.6</b>	<b>19.3</b>	<b>31.3</b>	<b>20.8</b>	<b>14</b>



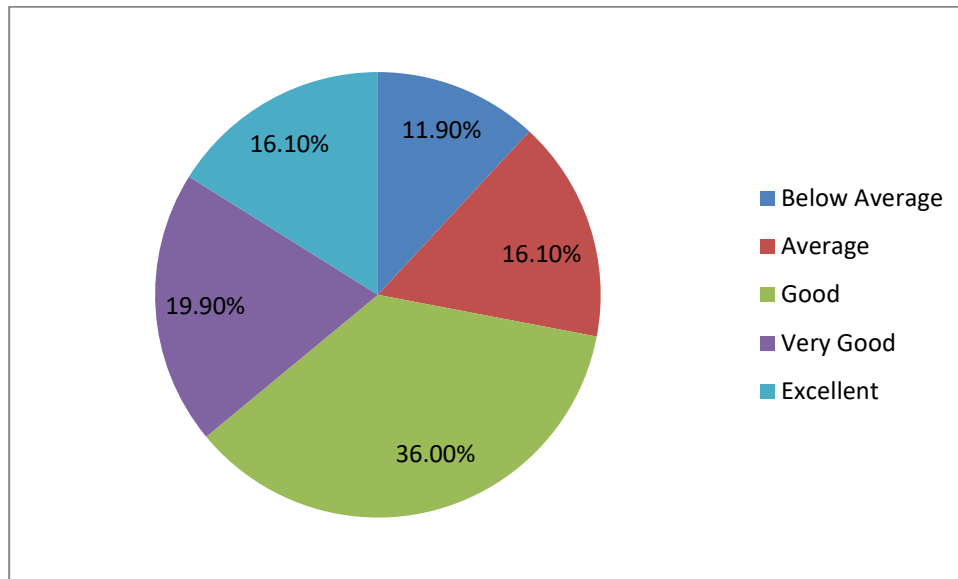
### 11. Availability of online resources

Availability of online resources	Excellent	Very Good	Good	Average	Below Average
<b>% Response</b>	<b>12.3</b>	<b>17.9</b>	<b>33.6</b>	<b>25.5</b>	<b>10.6</b>



## 12. Opportunity to participate in seminar/workshop/conferences/research projects

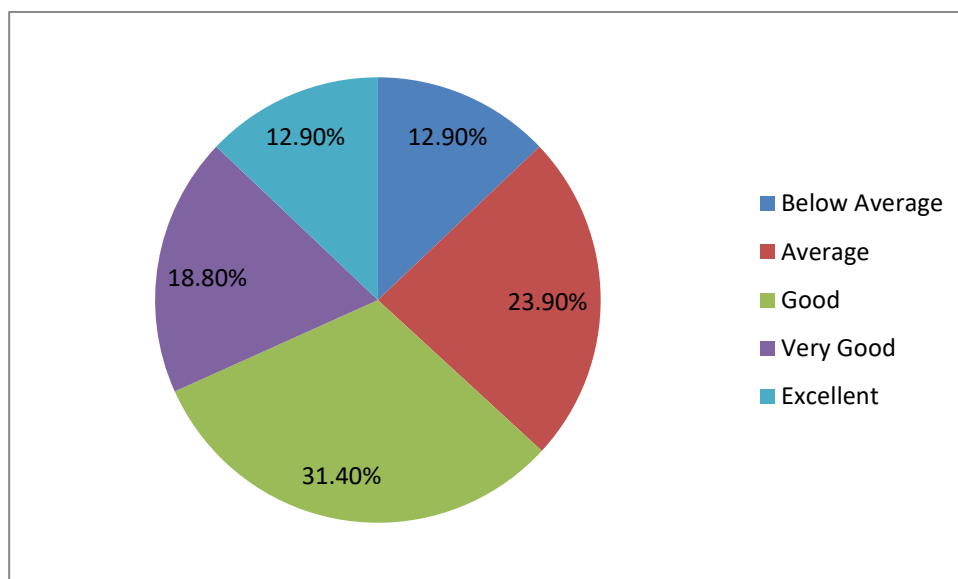
Opportunity to participate in seminar/workshop/conferences/research projects	Excellent	Very Good	Good	Average	Below Average
<b>% Response</b>	<b>16.1</b>	<b>19.9</b>	<b>36</b>	<b>16.1</b>	<b>11.9</b>



## B. Infrastructure

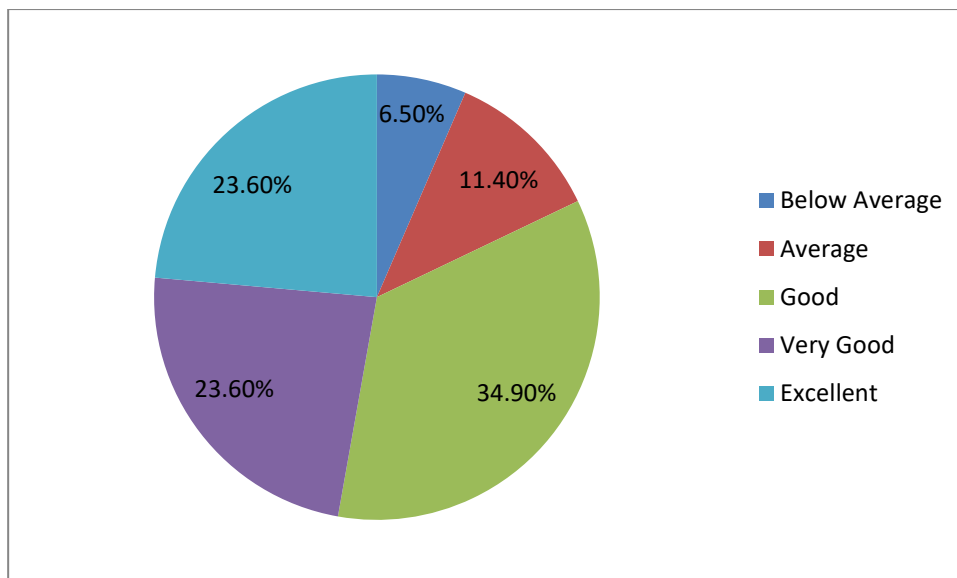
### 1. Classroom facilities (LCD/Audio/Computers/Sitting arrangement etc.)

Classroom facilities (LCD/Audio/Computers/Sitting arrangement etc.)	Excellent	Very Good	Good	Average	Below Average
<b>% Response</b>	<b>12.9</b>	<b>18.8</b>	<b>31.4</b>	<b>23.9</b>	<b>12.9</b>



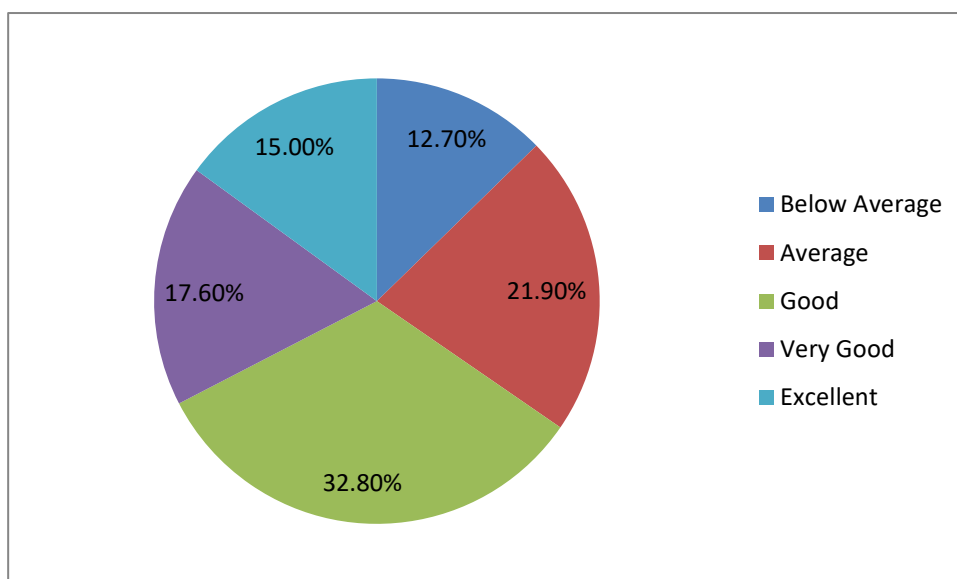
## 2. Library reading facility

Library reading facility	Excellent	Very Good	Good	Average	Below Average
<b>% Response</b>	<b>23.6</b>	<b>23.6</b>	<b>34.9</b>	<b>11.4</b>	<b>6.5</b>



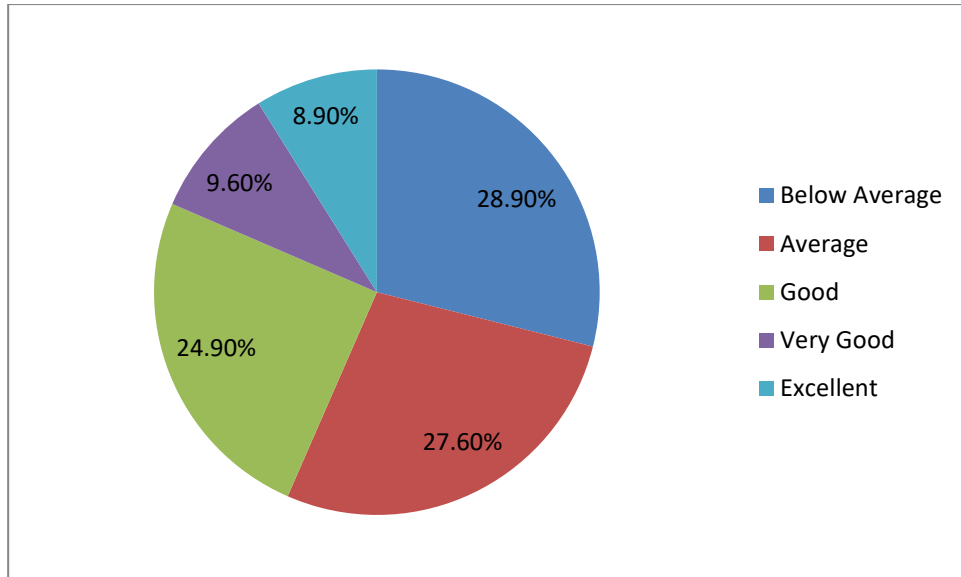
## 3. Library digital resources and reading material support

Library digital resources and reading material support	Excellent	Very Good	Good	Average	Below Average
<b>% Response</b>	<b>15</b>	<b>17.6</b>	<b>32.8</b>	<b>21.9</b>	<b>12.7</b>



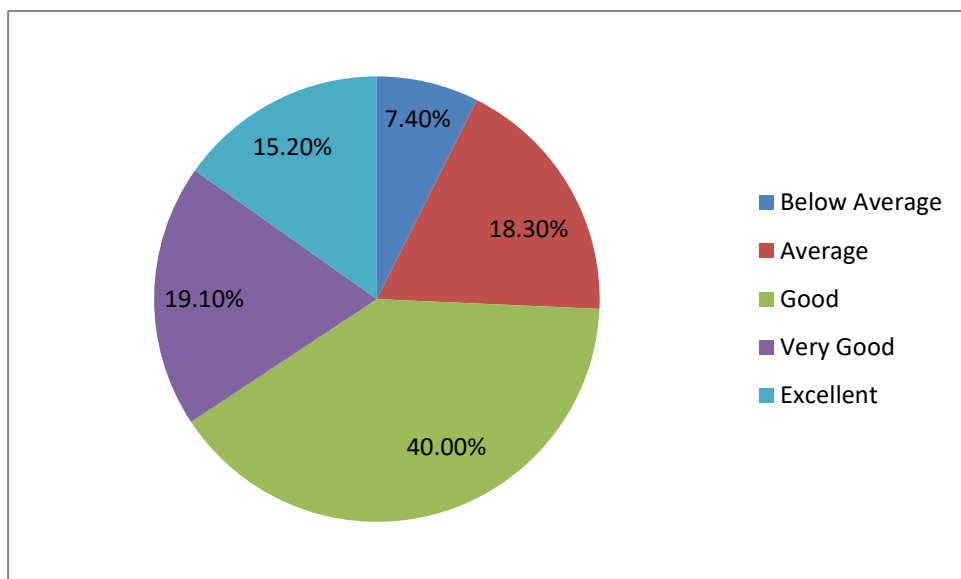
#### 4. Internet facility

Internet facility	Excellent	Very Good	Good	Average	Below Average
<b>% Response</b>	<b>8.9</b>	<b>9.6</b>	<b>24.9</b>	<b>27.6</b>	<b>28.9</b>



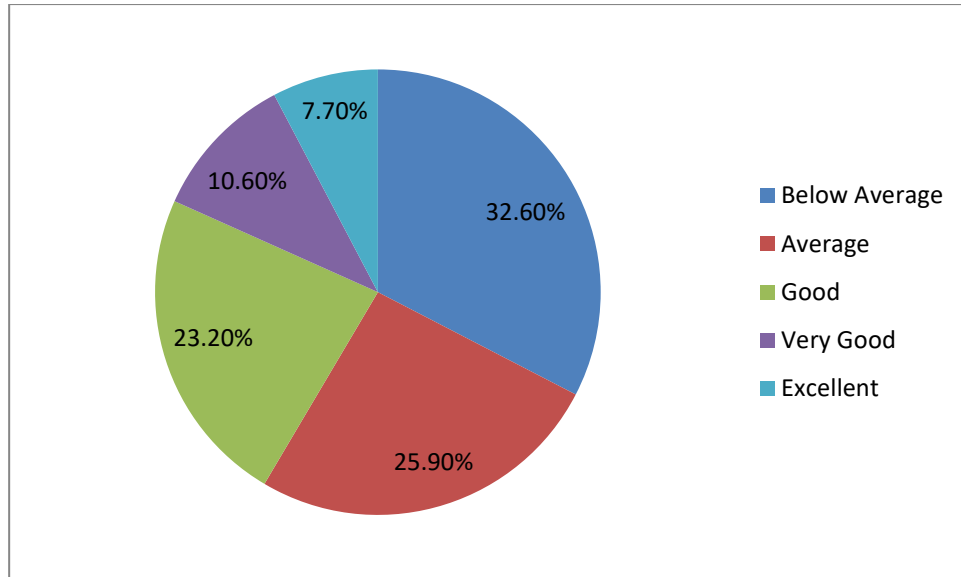
#### 5. University website

University website	Excellent	Very Good	Good	Average	Below Average
<b>% Response</b>	<b>15.2</b>	<b>19.1</b>	<b>40</b>	<b>18.3</b>	<b>7.4</b>



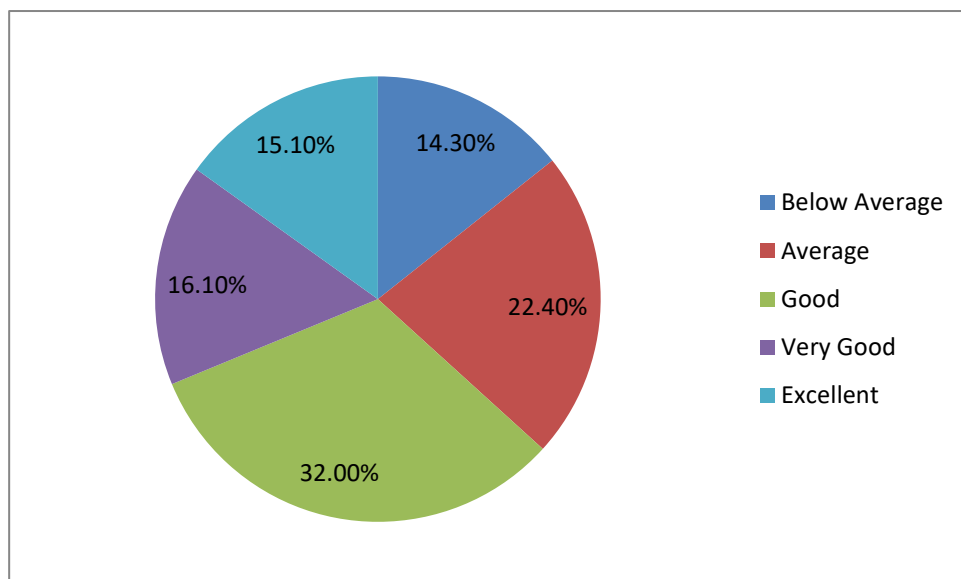
## 6. Sports facility

Sport facility	Excellent	Very Good	Good	Average	Below Average
<b>% Response</b>	<b>7.7</b>	<b>10.6</b>	<b>23.2</b>	<b>25.9</b>	<b>32.6</b>



## 7. Food outlets/canteens

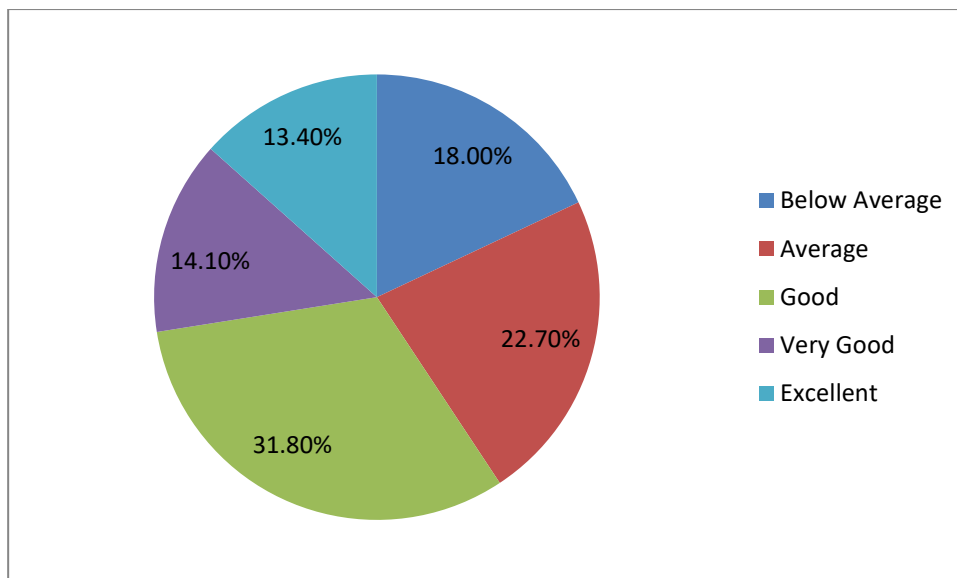
Food outlets/canteen	Excellent	Very Good	Good	Average	Below Average
<b>% Response</b>	<b>15.1</b>	<b>16.1</b>	<b>32</b>	<b>22.4</b>	<b>14.3</b>





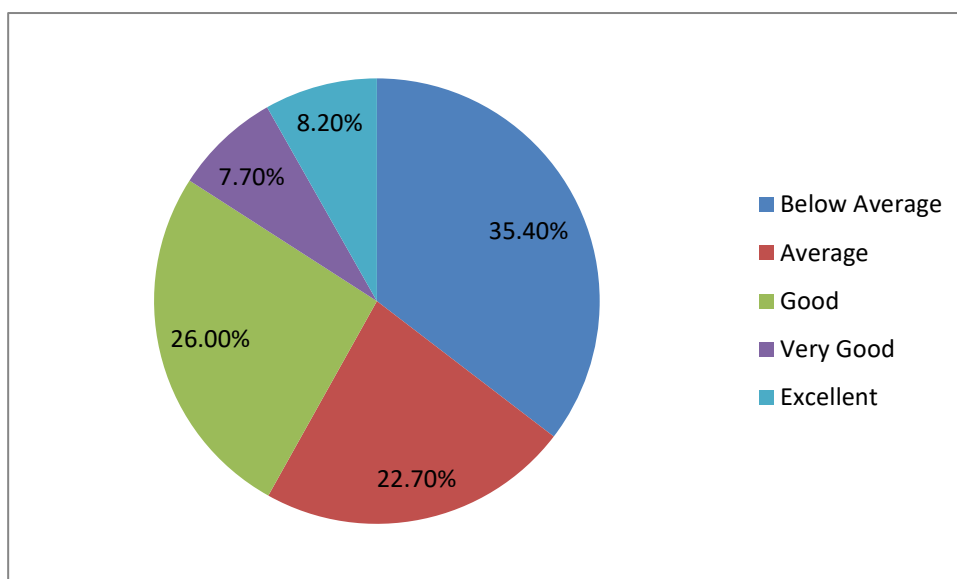
### 8. Drinking water facility

Drinking water facility	Excellent	Very Good	Good	Average	Below Average
<b>% Response</b>	<b>13.4</b>	<b>14.1</b>	<b>31.8</b>	<b>22.7</b>	<b>18</b>



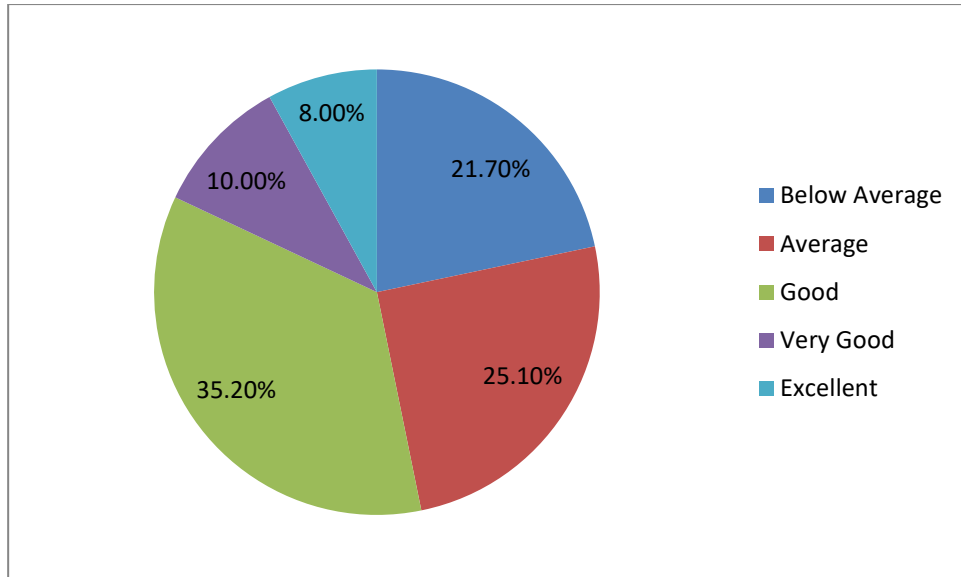
### 9. Washroom facility

Washroom facility	Excellent	Very Good	Good	Average	Below Average
<b>% Response</b>	<b>8.2</b>	<b>7.7</b>	<b>26</b>	<b>22.7</b>	<b>35.4</b>



## 10.Hostel facility

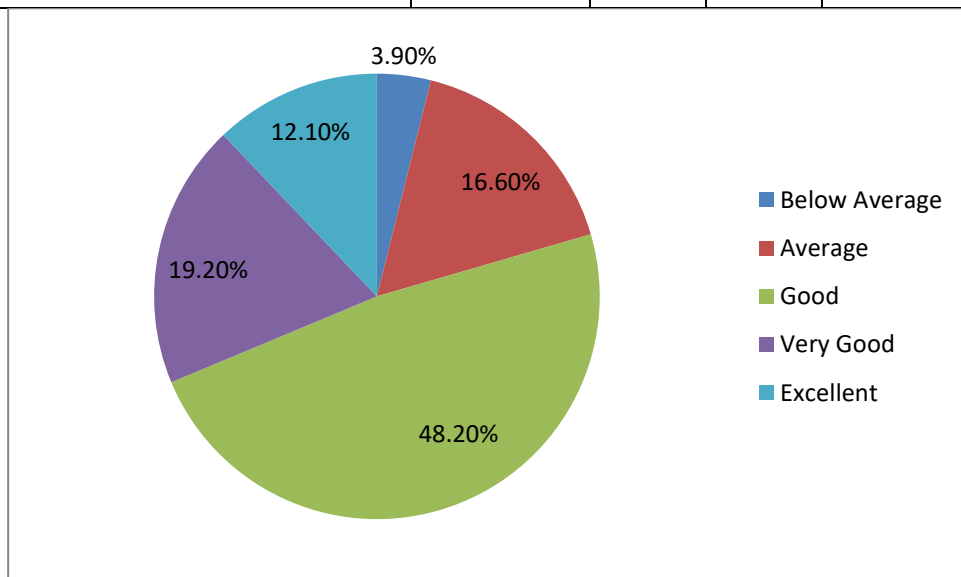
Hostel facility	Excellent	Very Good	Good	Average	Below Average
<b>% Response</b>	<b>8</b>	<b>10</b>	<b>32.2</b>	<b>25.1</b>	<b>21.7</b>



## C. Support System

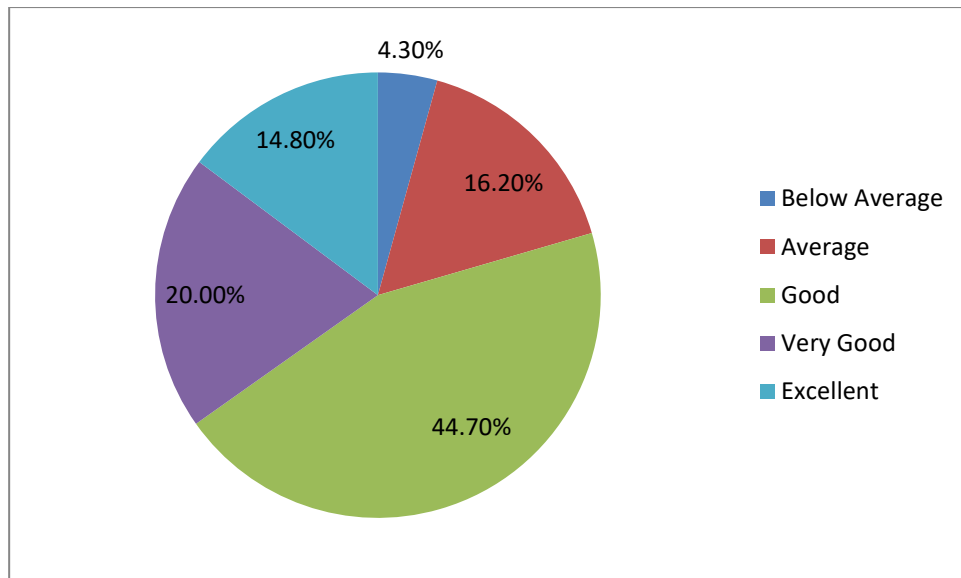
### 1. Experience of the admission process to the programme you have enrolled in

Experience of the admission process to the programme you have enrolled in	Excellent	Very Good	Good	Average	Below Average
<b>% Response</b>	<b>12.1</b>	<b>19.2</b>	<b>48.2</b>	<b>16.6</b>	<b>3.9</b>



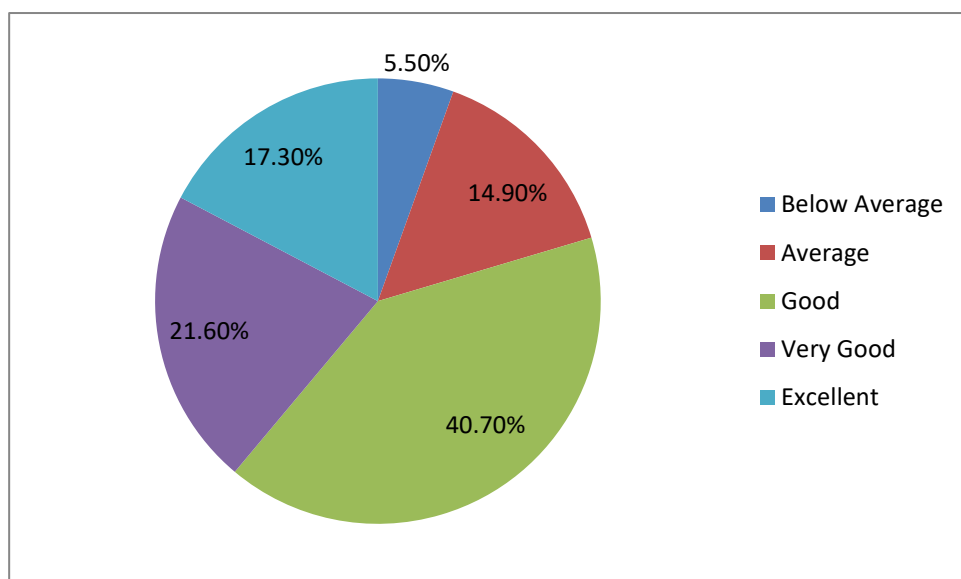
## 2. Experience with university's administrative staff

Experience with university's administrative staff	Excellent	Very Good	Good	Average	Below Average
<b>% Response</b>	<b>14.8</b>	<b>20</b>	<b>44.7</b>	<b>16.2</b>	<b>4.3</b>



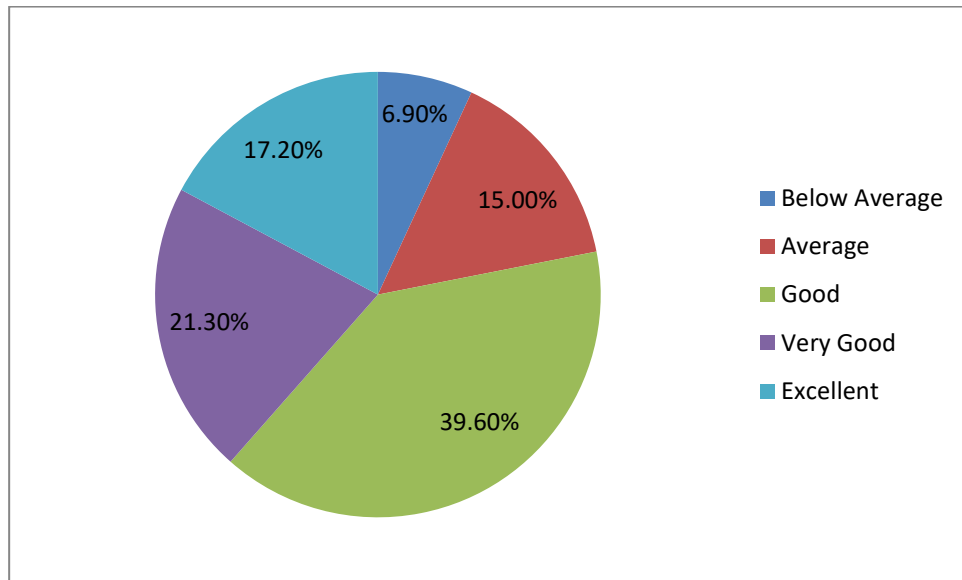
## 3. Experience with department's administrative staff

Experience with department's administrative staff	Excellent	Very Good	Good	Average	Below Average
<b>% Response</b>	<b>17.3</b>	<b>21.6</b>	<b>40.7</b>	<b>14.9</b>	<b>5.5</b>



#### 4. Experience with timely announcement of result and availability of mark sheet

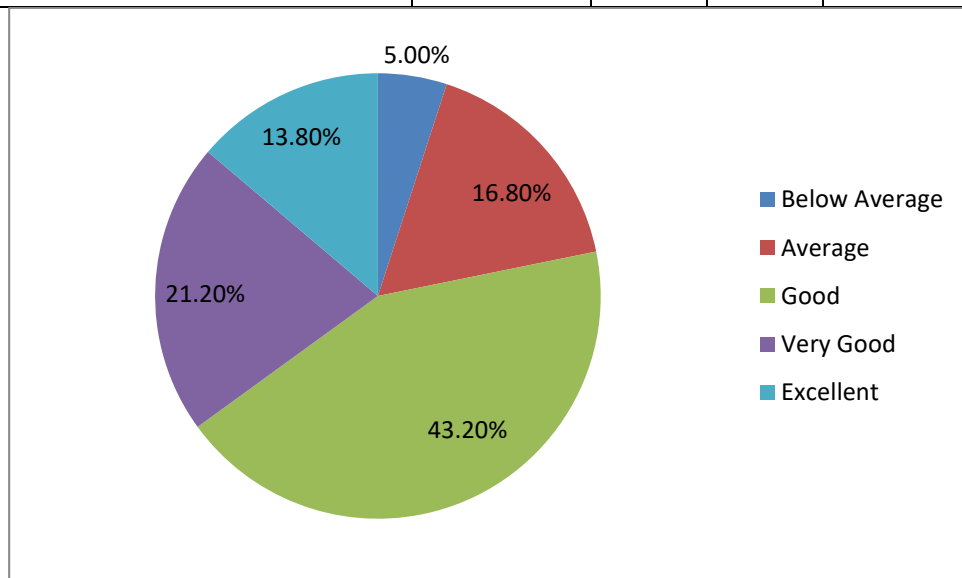
Experience with timely announcement of result and availability of mark sheet	Excellent	Very Good	Good	Average	Below Average
<b>% Response</b>	<b>17.2</b>	<b>21.3</b>	<b>39.6</b>	<b>15</b>	<b>6.9</b>



#### D. Overall University Experience

##### Your overall academic experience

Your overall academic experience	Excellent	Very Good	Good	Average	Below Average
<b>% Response</b>	<b>13.8</b>	<b>21.2</b>	<b>43.2</b>	<b>16.8</b>	





## Faculty (Teacher) Feedback Analysis Report 2019-20

The Feedback Analysis Committee of the institution designs and collects feedback from its stakeholders to monitor and evaluate its performance quality on curriculum and curriculum related issues. The feedback forms were collected from teachers at MGUMST on several issues like suitability the course and its need base, outcomes of the curriculum, relationship with course content and corresponding reference material, availability of reference materials in terms with curriculum, evaluation methods and curriculum delivery, etc.

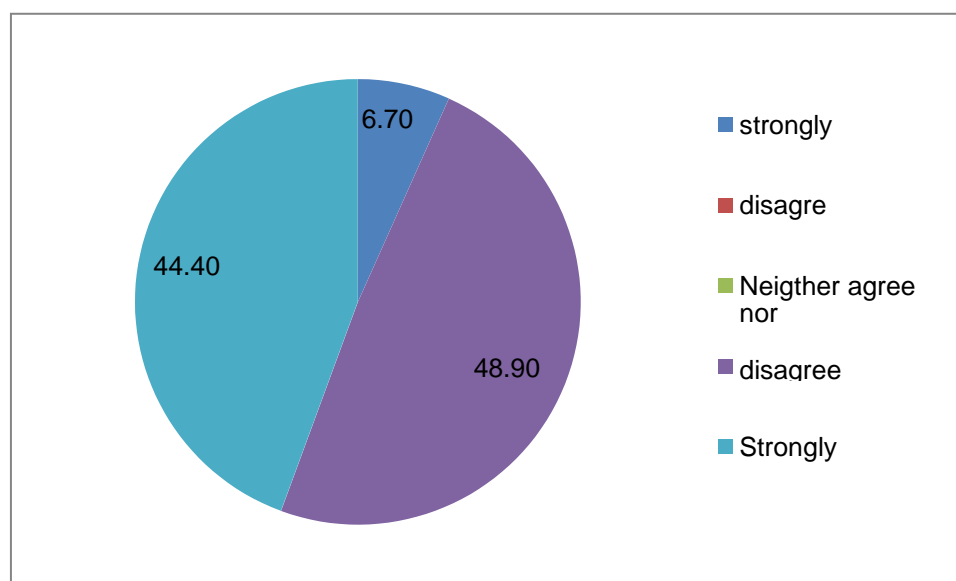
The report of feedback analysis is submitted to Vice Chancellor/Pro-Vice Chancellor of the University than the feedback report was forwarded to IQAC for necessary action and thereafter the analysis is shared with all constituent colleges, heads and they are instructed to take necessary measures and actions as to comply with the issues raised by the teachers.

### Teachers Feedback

#### Curriculum, teaching, learning and evaluation

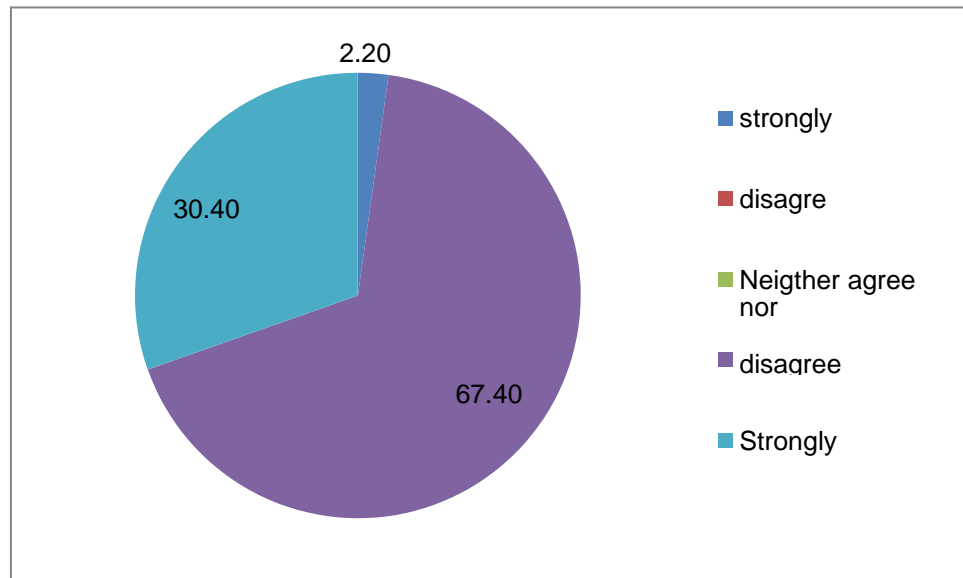
##### 1. Syllabus is suitable to the need based

Syllabus is suitable to the need based	Strongly agree	Agree	Neither agree nor disagree	Disagree	Strongly disagree
% Response	44.4	48.9	0	0	6.7



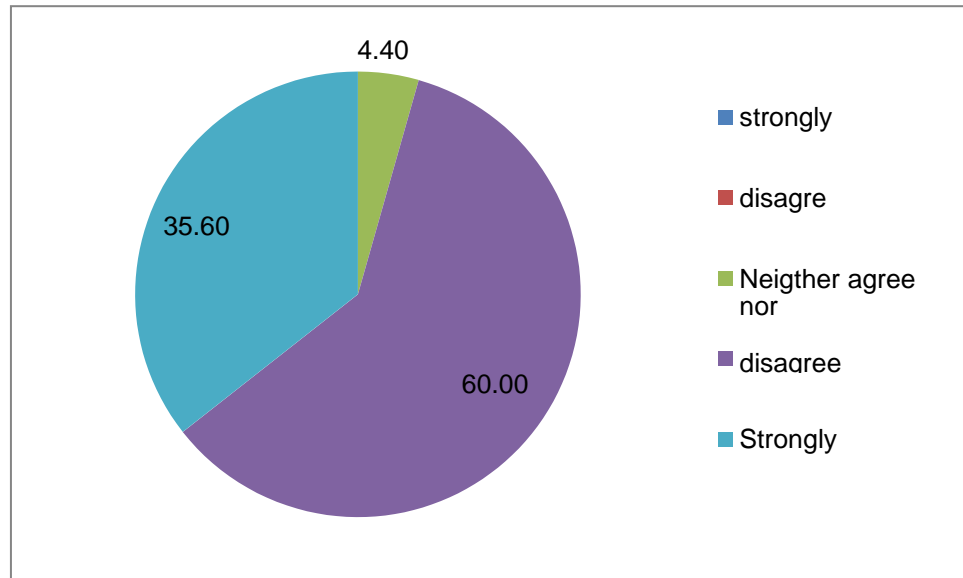
## 2. Course outcome of the syllabi are well defined and clear to teacher and students

Course outcome of the syllabi are well defined and clear to teacher and students	Strongly agree	Agree	Neither agree nor disagree	Disagree	Strongly disagree
% Response	33.4	67.4	0	0	2.2



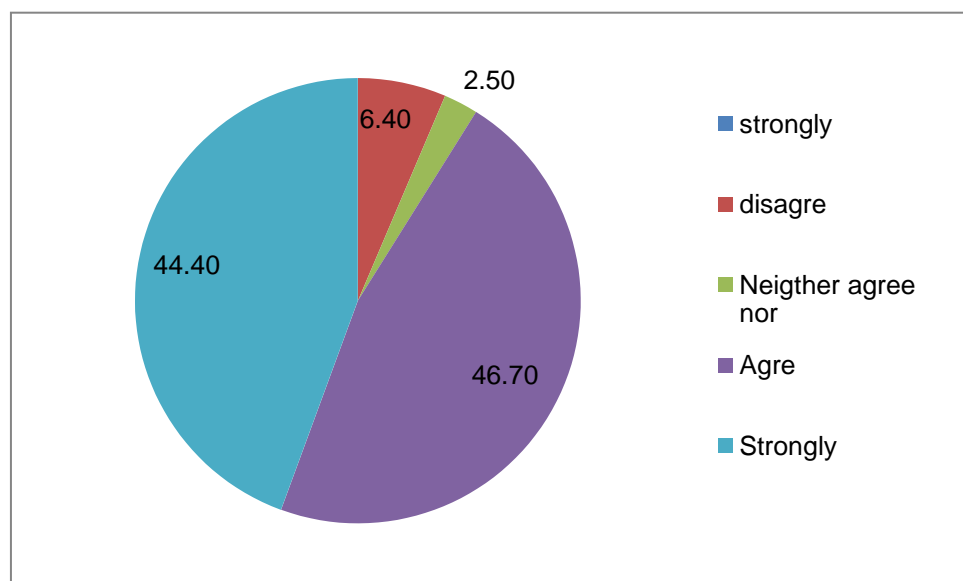
### 3. Course content is followed by corresponding reference materials

Course content is followed by corresponding reference materials	Strongly agree	Agree	Neither agree nor disagree	Disagree	Strongly disagree
<b>% Response</b>	<b>35.6</b>	<b>60</b>	<b>4.4</b>	<b>0</b>	<b>0</b>



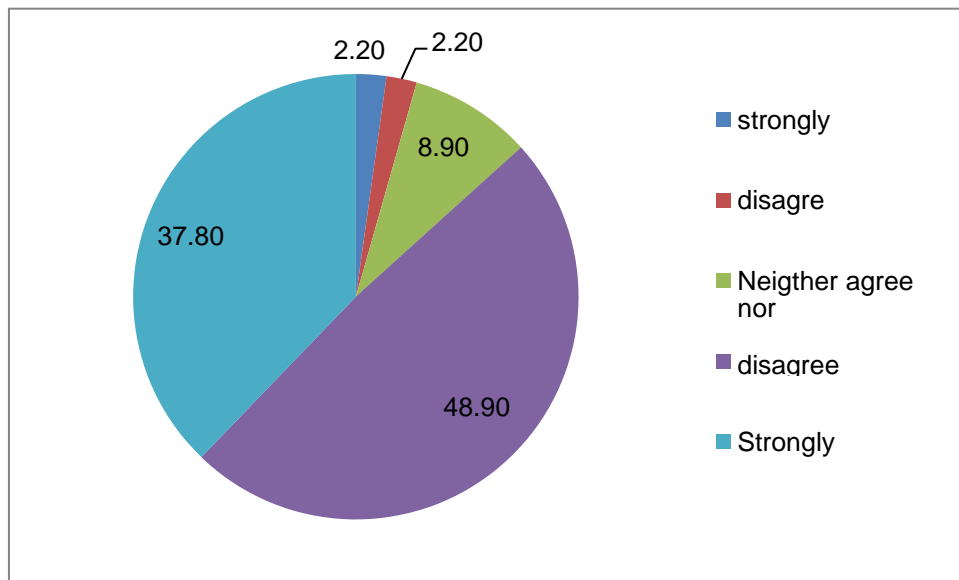
### 4. Sufficient resource material available in the library

Sufficient resource material available in the library	Strongly agree	Agree	Neither agree nor disagree	Disagree	Strongly disagree
<b>% Response</b>	<b>44.4</b>	<b>46.7</b>	<b>2.5</b>	<b>6.4</b>	<b>0</b>



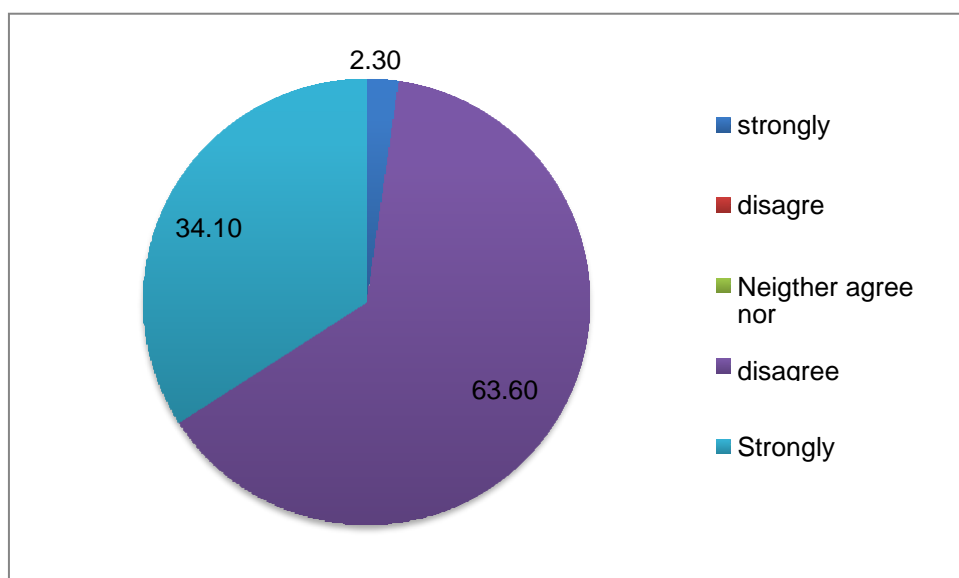
**5. The course content is helpful in increasing the teachers knowledge and perspective in the subject area**

<b>The course content is helpful in increasing the teachers knowledge and perspective in the subject area</b>	<b>Strongly agree</b>	<b>Agree</b>	<b>Neither agree nor disagree</b>	<b>Disagree</b>	<b>Strongly disagree</b>
<b>% Response</b>	<b>37.8</b>	<b>48.9</b>	<b>8.9</b>	<b>2.2</b>	<b>2.2</b>



**6. The books prescribed/ listed as reference materials are relevant, updated and appropriate**

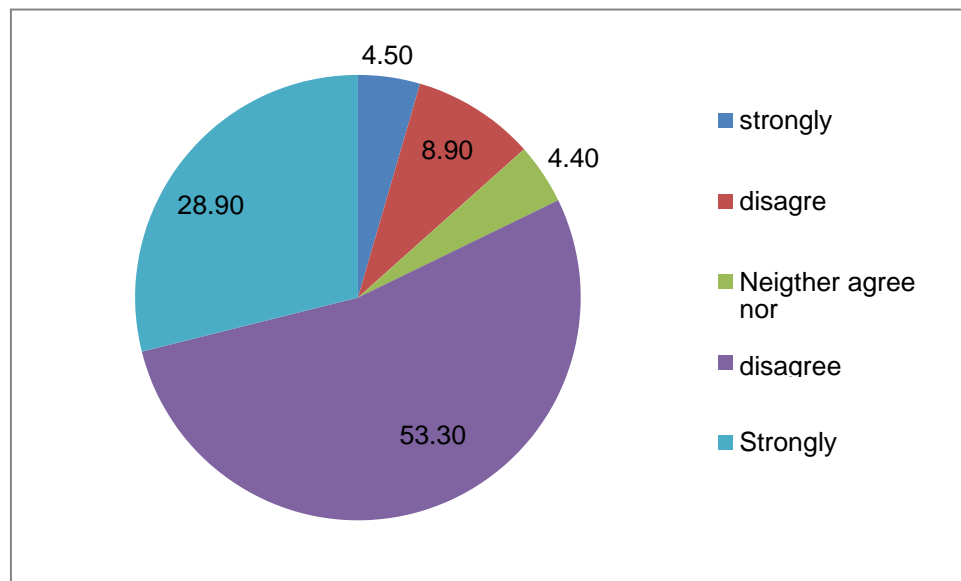
<b>The books prescribed/ listed as reference materials are relevant, updated and appropriate</b>	<b>Strongly agree</b>	<b>Agree</b>	<b>Neither agree nor disagree</b>	<b>Disagree</b>	<b>Strongly disagree</b>
<b>% Response</b>	<b>34.1</b>	<b>63.6</b>	<b>0</b>	<b>0</b>	<b>2.3</b>





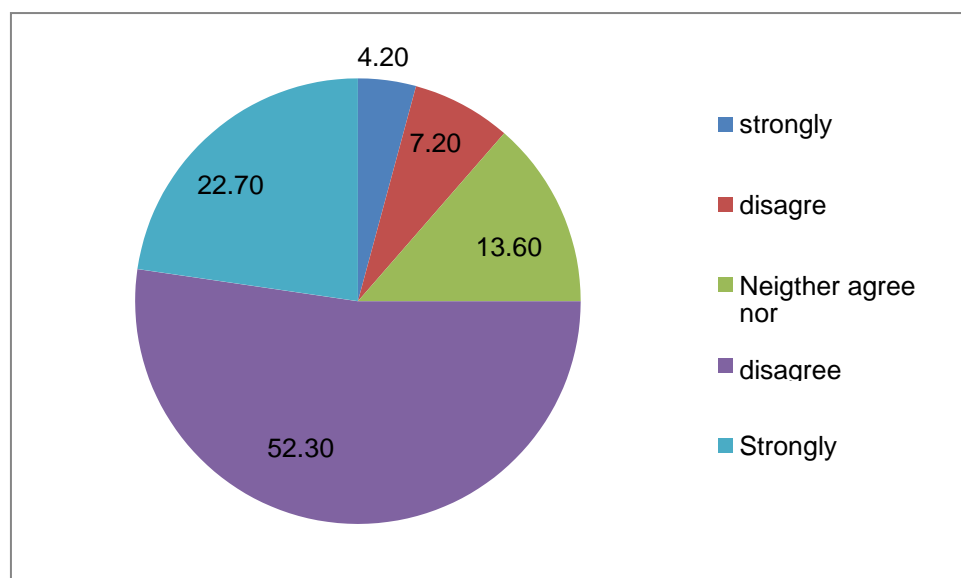
**7. Infrastructural facilities, such as teacher's rooms, class rooms, reading rooms, and toilets are available in the department**

<b>Infrastructural facilities, such as teacher's rooms, class rooms, reading rooms, and toilets are available in the department</b>	<b>Strongly agree</b>	<b>Agree</b>	<b>Neither agree nor disagree</b>	<b>Disagree</b>	<b>Strongly disagree</b>
<b>% Response</b>	<b>28.9</b>	<b>53.3</b>	<b>4.4</b>	<b>8.90</b>	<b>4.5</b>



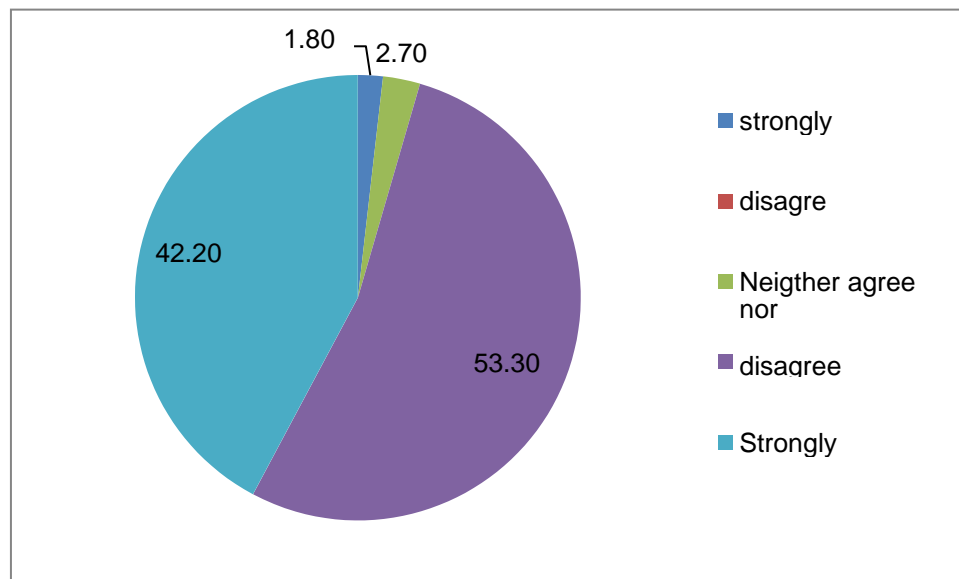
**8. Canteen and other facilities are available at the faculty**

<b>Canteen and other facilities are available at the faculty</b>	<b>Strongly agree</b>	<b>Agree</b>	<b>Neither agree nor disagree</b>	<b>Disagree</b>	<b>Strongly disagree</b>
<b>% Response</b>	<b>22.7</b>	<b>52.3</b>	<b>13.6</b>	<b>7.2</b>	<b>4.2</b>



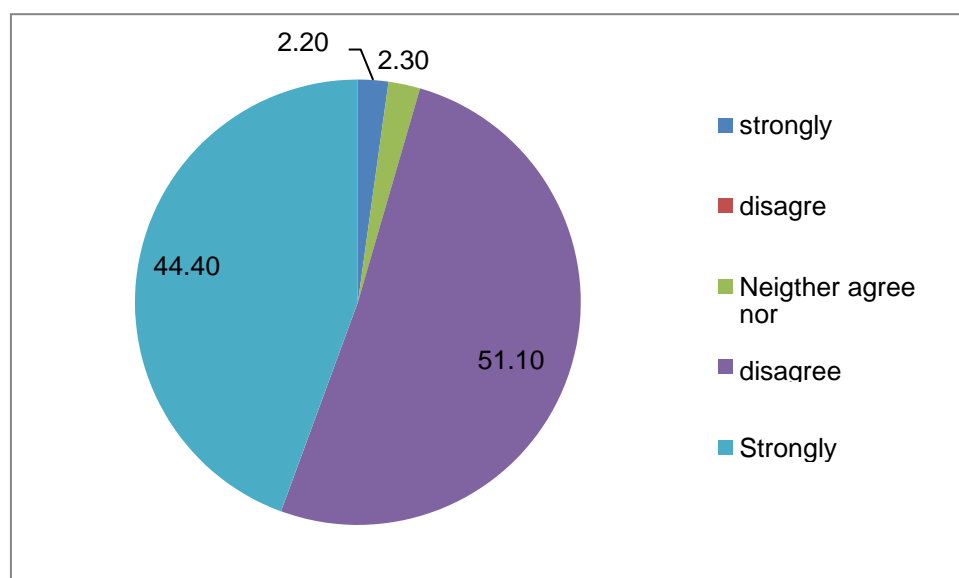
**9. Tests and examination are conducted well in the time with proper coverage of all units in the syllabus**

Tests and examination are conducted well in the time with proper coverage of all units in the syllabus	Strongly agree	Agree	Neither agree nor disagree	Disagree	Strongly disagree
<b>% Response</b>	<b>42.2</b>	<b>53.3</b>	<b>2.7</b>	<b>1.8</b>	<b>0</b>



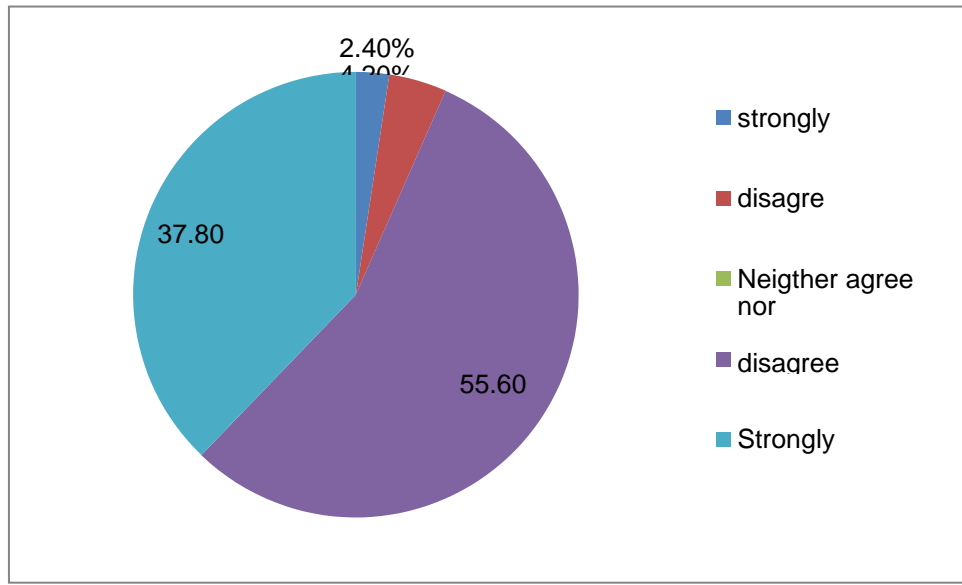
**10. Teachers have the freedom to adopt innovative techniques/strategies of teaching such as seminar presentation, group discussions etc**

Teachers have the freedom to adopt innovative techniques/strategies of teaching such as seminar presentation, group discussions etc	Strongly agree	Agree	Neither agree nor disagree	Disagree	Strongly disagree
<b>% Response</b>	<b>44.4</b>	<b>51.1</b>	<b>2.3</b>	<b>0</b>	<b>2.2</b>



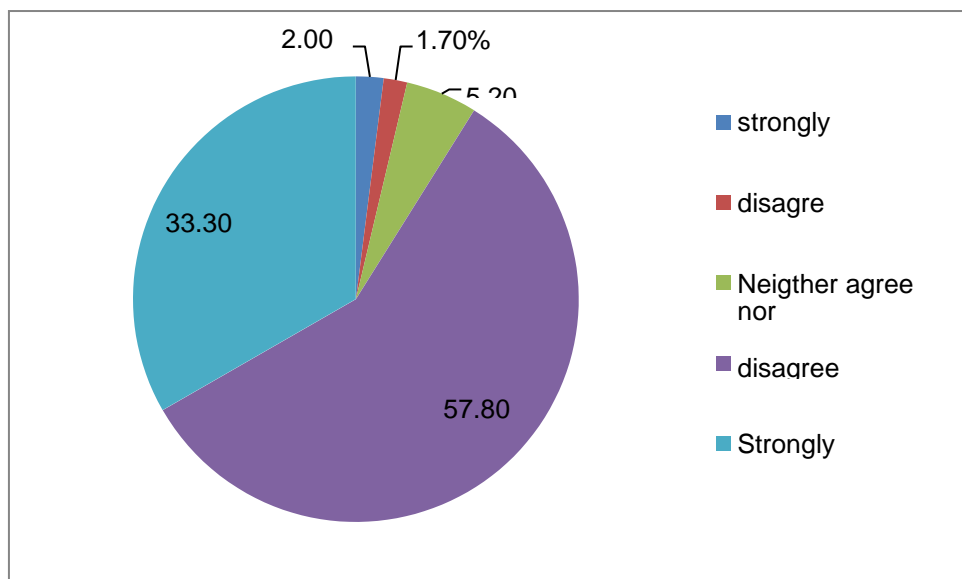
**11. The environment in the department is conducive to teaching and research**

<b>The environment in the department is conducive to teaching and research</b>	<b>Strongly agree</b>	<b>Agree</b>	<b>Neither agree nor disagree</b>	<b>Disagree</b>	<b>Strongly disagree</b>
<b>% Response</b>	<b>37.8</b>	<b>55.6</b>	<b>0</b>	<b>4.2</b>	<b>2.4</b>



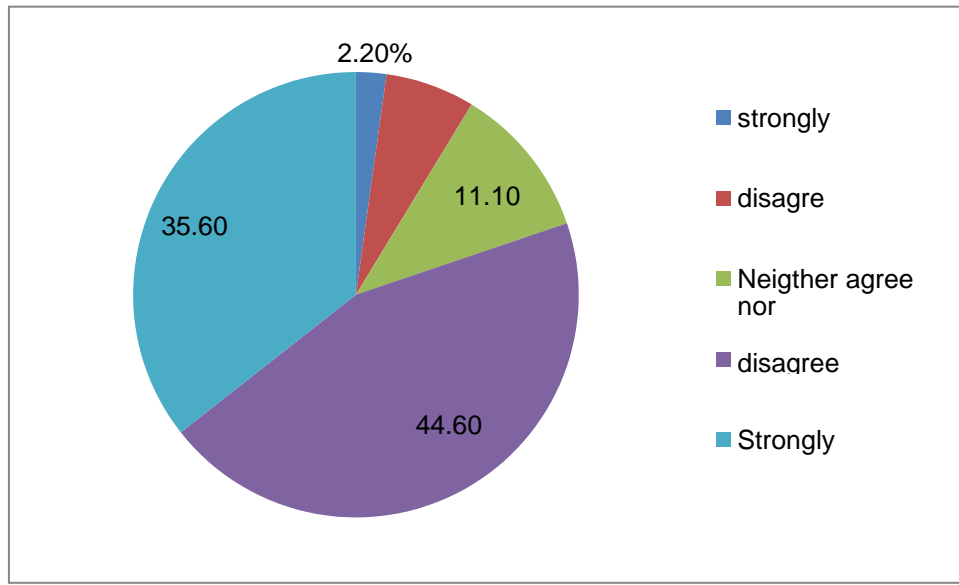
**12. The administration of organization is teacher friendly**

<b>The administration of organization is teacher friendly</b>	<b>Strongly agree</b>	<b>Agree</b>	<b>Neither agree nor disagree</b>	<b>Disagree</b>	<b>Strongly disagree</b>
<b>% Response</b>	<b>33.3</b>	<b>57.8</b>	<b>5.2</b>	<b>1.7</b>	<b>2</b>



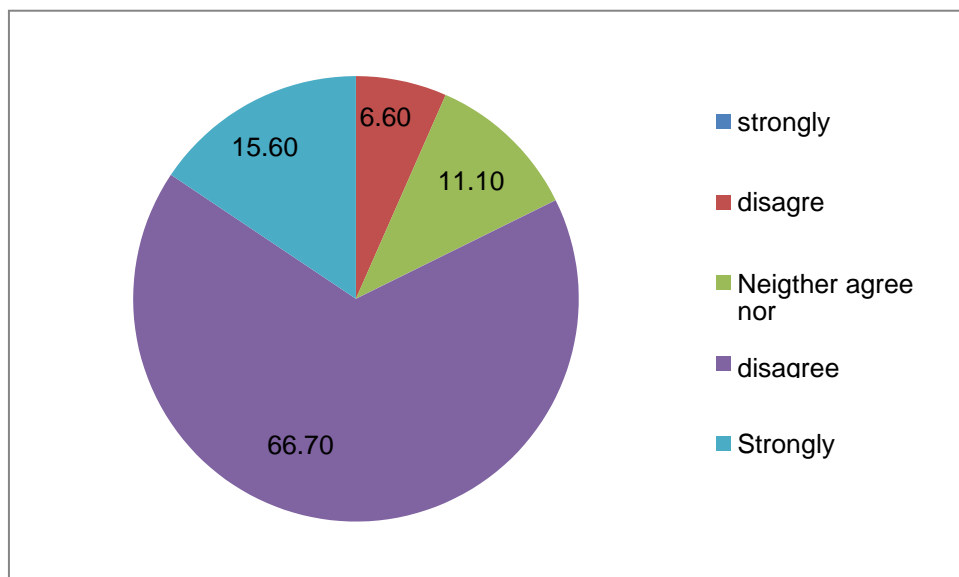
**13.The university provides adequate and smooth support for projects and research facilities**

<b>The university provides adequate and smooth support for projects and research facilities</b>	<b>Strongly agree</b>	<b>Agree</b>	<b>Neither agree nor disagree</b>	<b>Disagree</b>	<b>Strongly disagree</b>
<b>% Response</b>	<b>35.6</b>	<b>44.6</b>	<b>11.1</b>	<b>6.5</b>	<b>2.2</b>



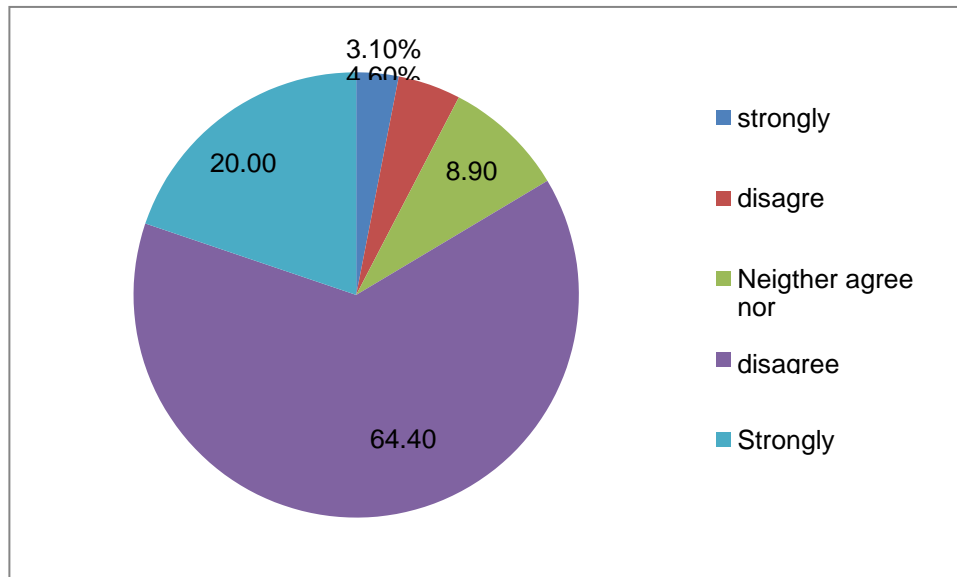
**14.The university provides adequate funding and support to faculty members for upgrading their skills and qualifications**

<b>The university provides adequate funding and support to faculty members for upgrading their skills and qualifications</b>	<b>Strongly agree</b>	<b>Agree</b>	<b>Neither agree nor disagree</b>	<b>Disagree</b>	<b>Strongly disagree</b>
<b>% Response</b>	<b>15.6</b>	<b>66.7</b>	<b>11.1</b>	<b>6.6</b>	<b>0</b>



**15.Provisions for professional development of teachers are non discriminatory and fair**

<b>Provisions for professional development of teachers are non discriminatory and fair</b>	<b>Strongly agree</b>	<b>Agree</b>	<b>Neither agree nor disagree</b>	<b>Disagree</b>	<b>Strongly disagree</b>
<b>% Response</b>	<b>20</b>	<b>64.4</b>	<b>8.9</b>	<b>4.6</b>	<b>3.1</b>





**MAHATMA GANDHI UNIVERSITY**  
*of*  
**MEDICAL SCIENCES & TECHNOLOGY**  
JAIPUR

---

## **Employer Feedback Analysis Report 2019-20**

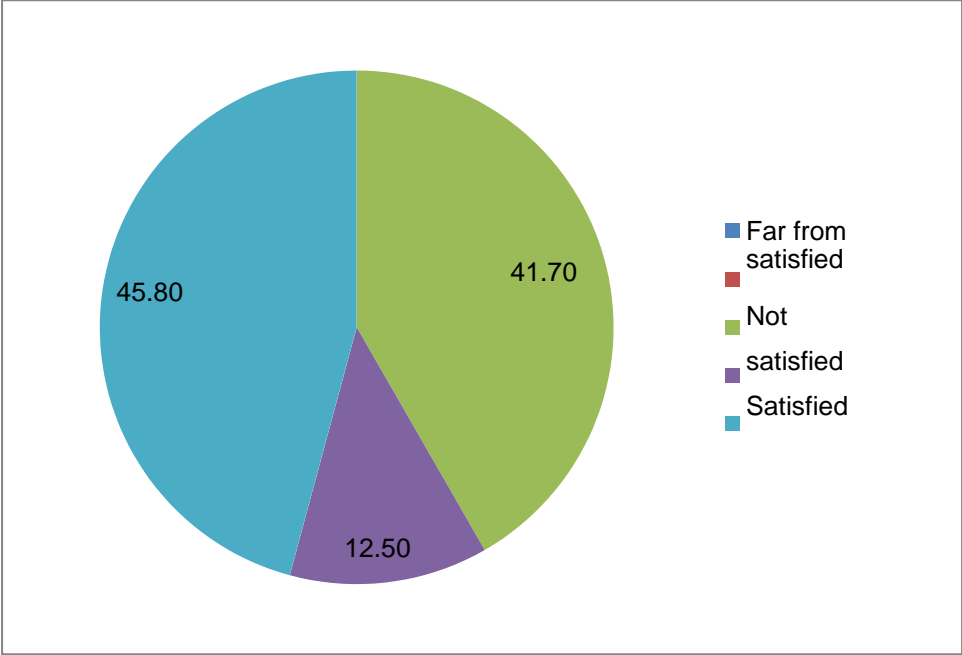
The Feedback Analysis Committee of the institution designs and collects feedback from its stakeholders to monitor and evaluate its performance quality on curriculum and curriculum related issues. The feedback forms were collected from different sectors on several issues like general communication skills, developing solutions to real life problems, working in a team, creative challenges to challenges, organization skills, learning of new techniques, integration of technology for work as learnt through the curriculum.

The report of feedback analysis is submitted to Vice Chancellor/Pro-Vice Chancellor of the University than the feedback report was forwarded to IQAC for necessary action and thereafter the analysis is shared with all constituent colleges, heads and they are instructed to take necessary measures and actions as to comply with the issues raised by the employers.

# Employer feedback

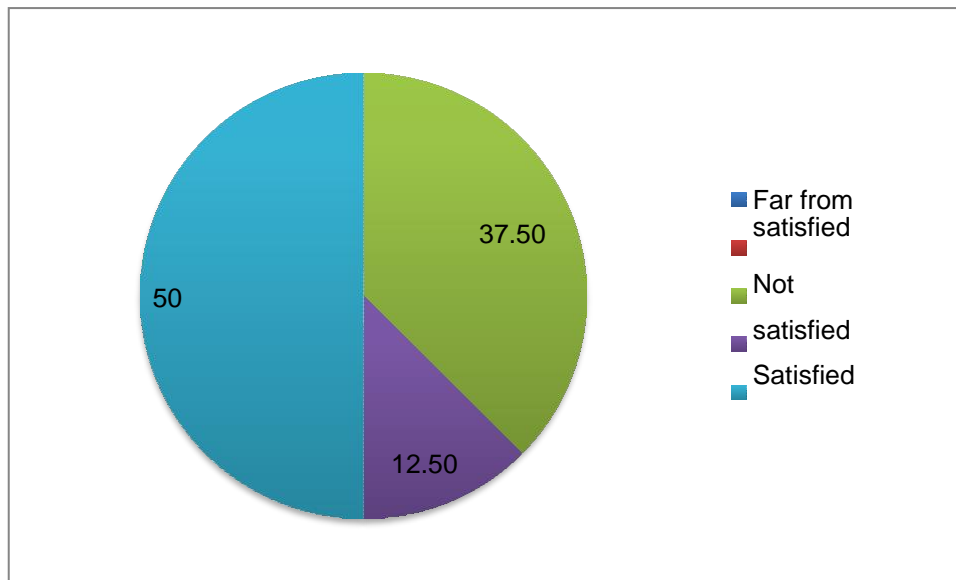
## 1. General Communication Skill

Your overall academic experience	Very Happy	Happy	Satisfied	Not Satisfied	Far from satisfied
% Response	45.8	12.5	41.7	0	0



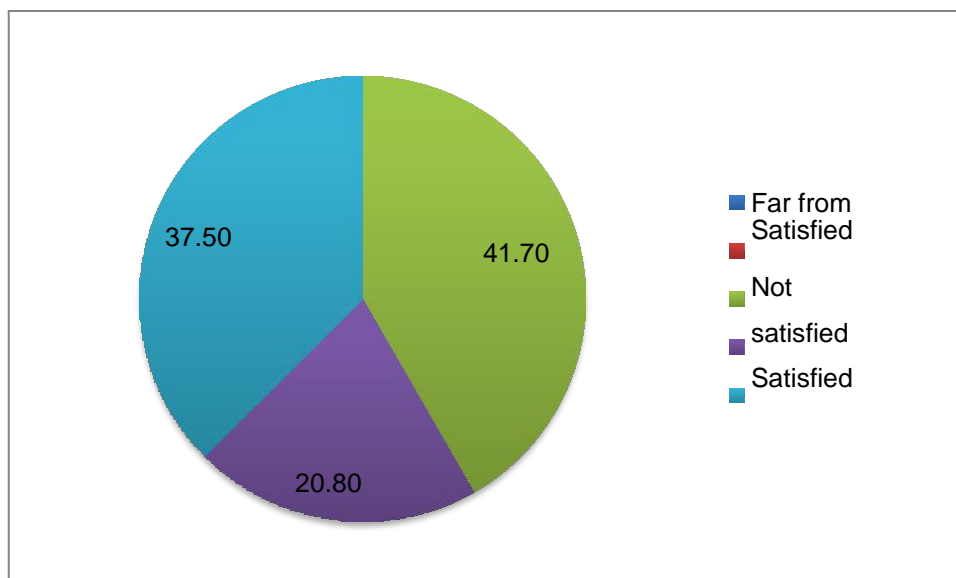
## 2. Developing practical solutions to work place problems

Developing practical solutions to work place problems	Very Happy	Happy	Satisfied	Not Satisfied	Far from satisfied
<b>% Response</b>	<b>50</b>	<b>12.5</b>	<b>37.5</b>	<b>0</b>	<b>0</b>



## 3. Working as part of a team

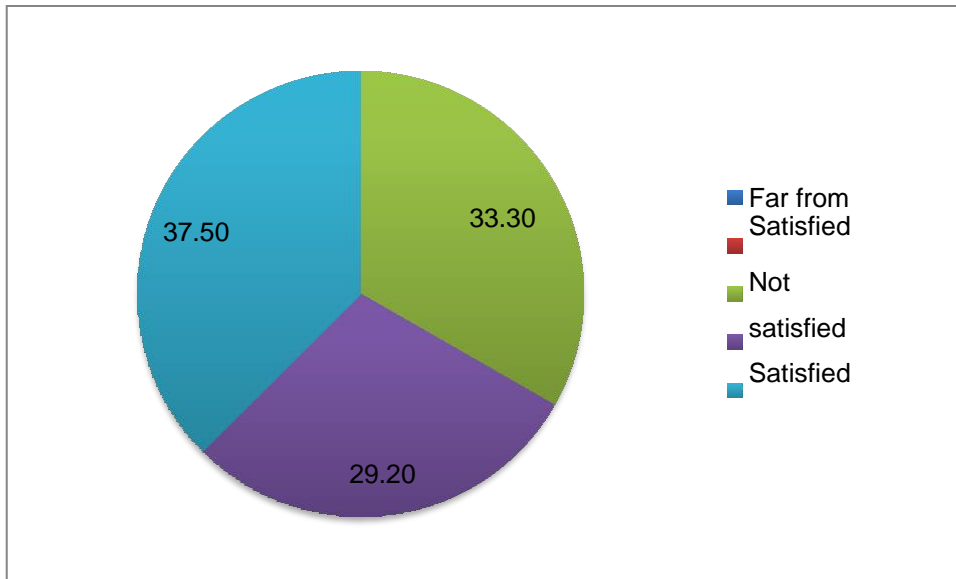
Working as part of a team	Very Happy	Happy	Satisfied	Not Satisfied	Far from satisfied
<b>% Response</b>	<b>37.5</b>	<b>20.8</b>	<b>41.7</b>	<b>0</b>	<b>0</b>





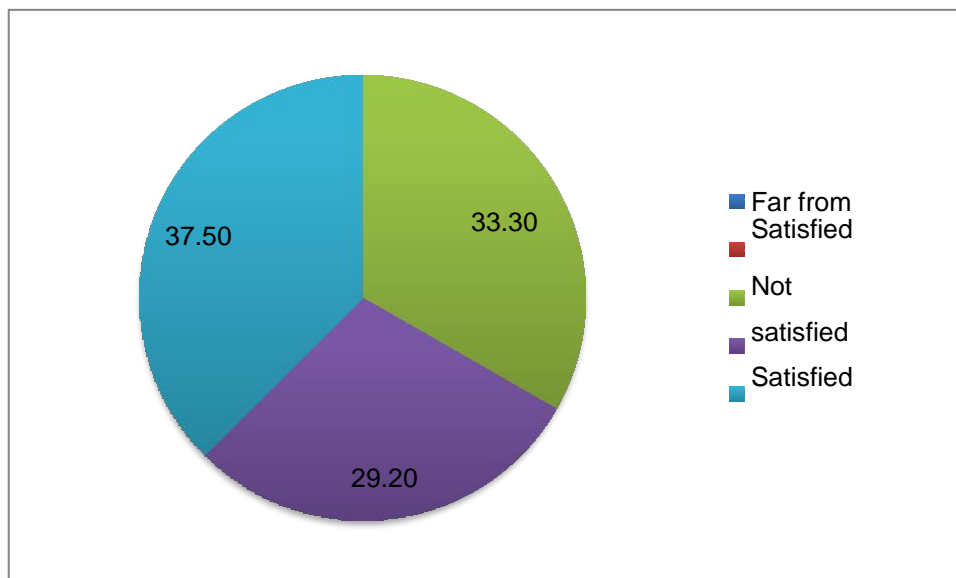
#### 4. Creative in response to workplace challenges

<b>Creative in response to workplace challenges</b>	<b>Very Happy</b>	<b>Happy</b>	<b>Satisfied</b>	<b>Not Satisfied</b>	<b>Far from satisfied</b>
<b>% Response</b>	<b>29.2</b>	<b>33.3</b>	<b>33.3</b>	<b>4.2</b>	<b>0</b>



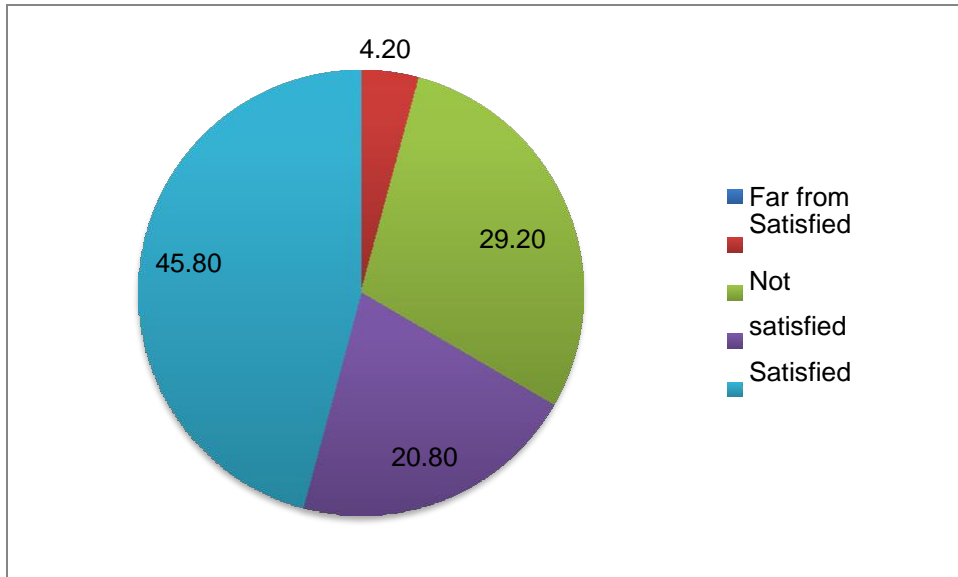
#### 5. Their planning and organization skills

<b>Their planning and organization skills</b>	<b>Very Happy</b>	<b>Happy</b>	<b>Satisfied</b>	<b>Not Satisfied</b>	<b>Far from satisfied</b>
<b>% Response</b>	<b>37.5</b>	<b>29.2</b>	<b>33.3</b>	<b>0</b>	<b>0</b>



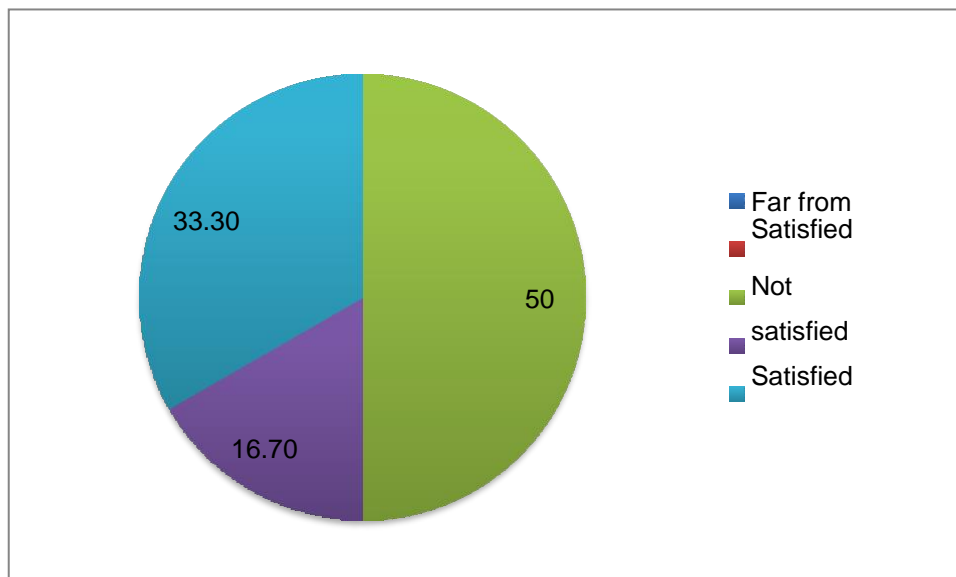
**6. Self motivated and taking an appropriate level of responsibility**

<b>Self motivated and taking an appropriate level of responsibility</b>	<b>Very Happy</b>	<b>Happy</b>	<b>Satisfied</b>	<b>Not Satisfied</b>	<b>Far from satisfied</b>
<b>% Response</b>	<b>45.8</b>	<b>20.8</b>	<b>29.2</b>	<b>4.2</b>	<b>0</b>



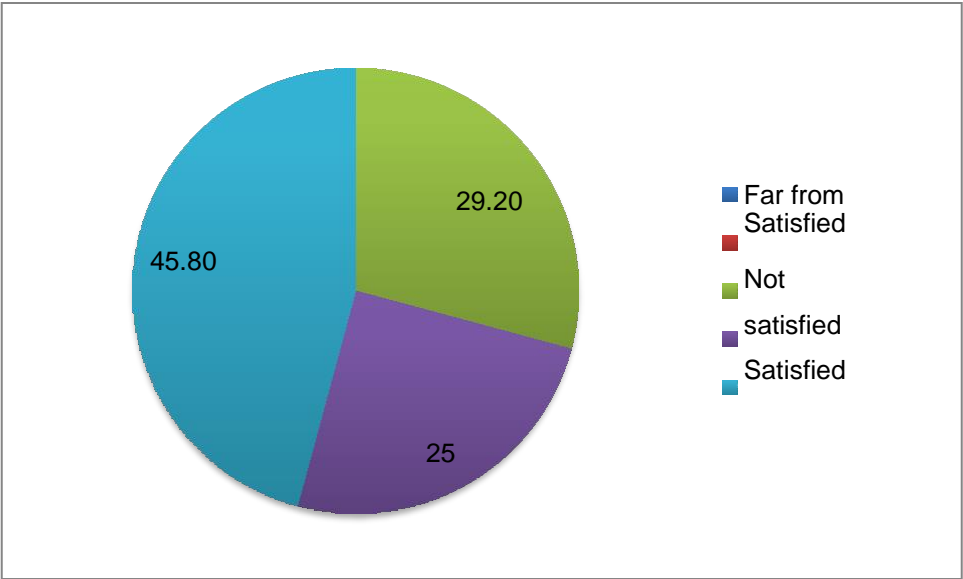
**7. Open to new ideas and learning new techniques**

<b>Open to new ideas and learning new techniques</b>	<b>Very Happy</b>	<b>Happy</b>	<b>Satisfied</b>	<b>Not Satisfied</b>	<b>Far from satisfied</b>
<b>% Response</b>	<b>33.3</b>	<b>16.7</b>	<b>50</b>	<b>0</b>	<b>0</b>



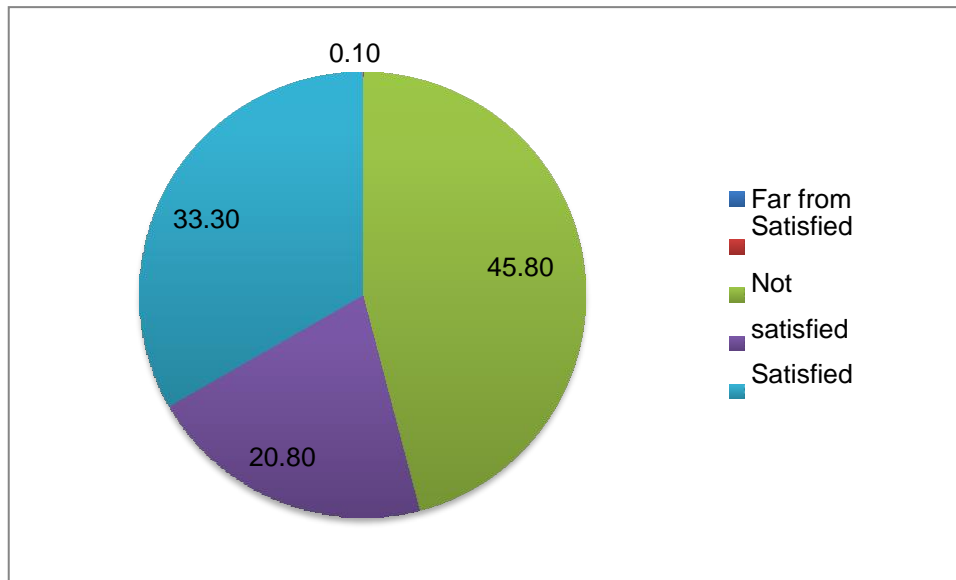
**8. Using technology and workplace equipment**

<b>Using technology and workplace equipment</b>	<b>Very Happy</b>	<b>Happy</b>	<b>Satisfied</b>	<b>Not Satisfied</b>	<b>Far from satisfied</b>
<b>% Response</b>	<b>45.8</b>	<b>25</b>	<b>29.2</b>	<b>0</b>	<b>0</b>



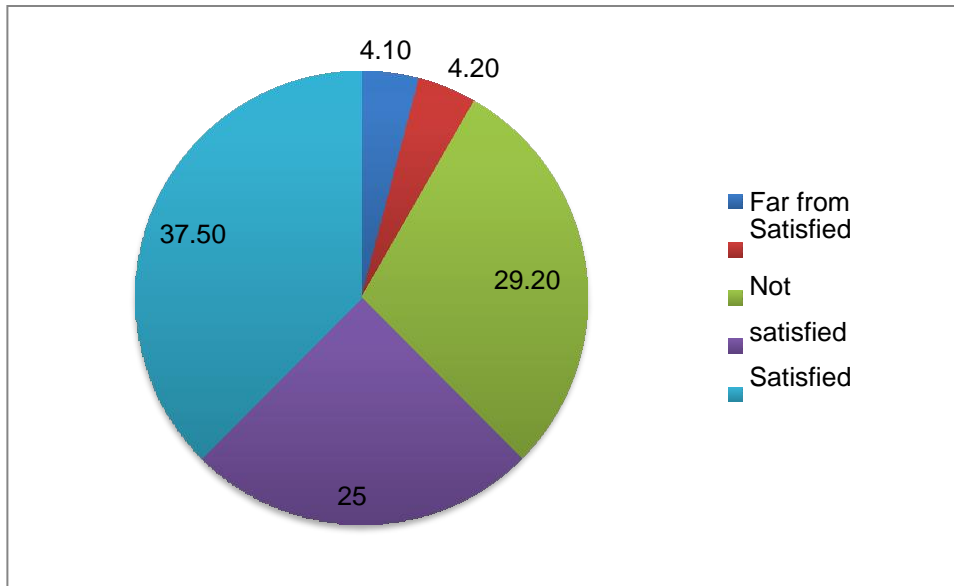
### 9. Ability to contribute to the goal of the organization

Ability to contribute to the goal of the organization	Very Happy	Happy	Satisfied	Not Satisfied	Far from satisfied
% Response	33.3	20.8	45.8	0.1	0



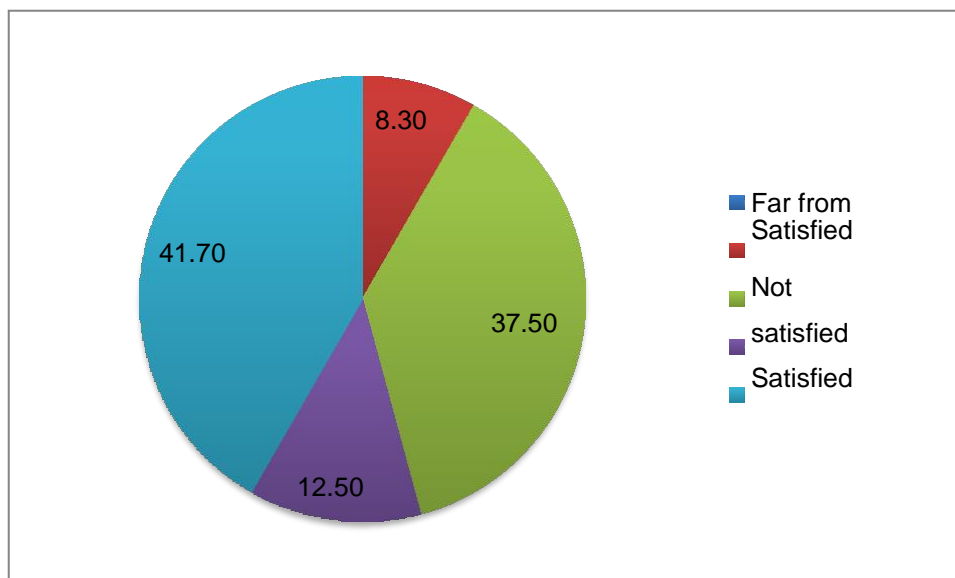
### 10. Technical knowledge /skill

Technical knowledge /skill	Very Happy	Happy	Satisfied	Not Satisfied	Far from satisfied
<b>% Response</b>	<b>37.5</b>	<b>25</b>	<b>29.2</b>	<b>4.2</b>	<b>4.1</b>



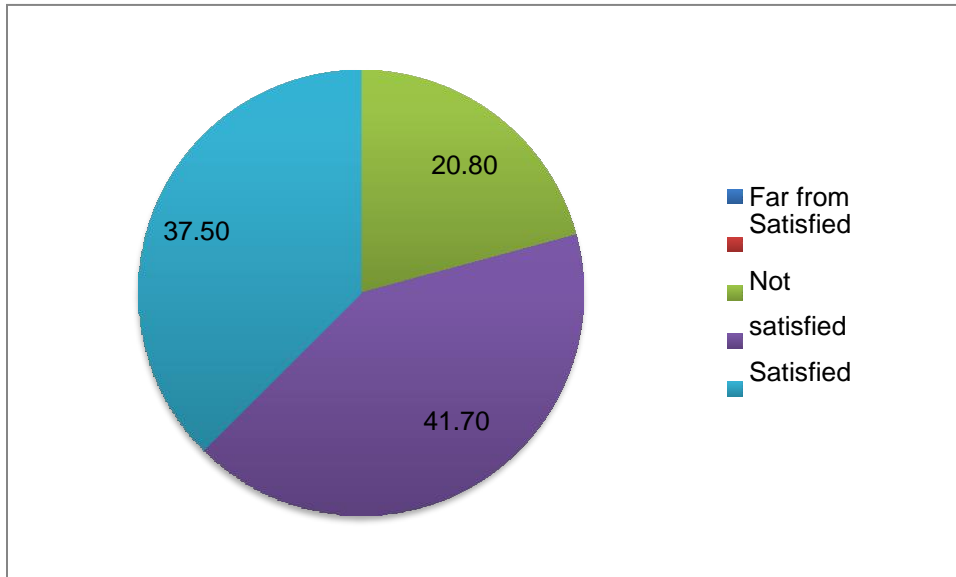
### 11. Ability to manage leadership qualities

Ability to manage leadership qualities	Very Happy	Happy	Satisfied	Not Satisfied	Far from satisfied
<b>% Response</b>	<b>41.7</b>	<b>12.5</b>	<b>37.5</b>	<b>8.3</b>	<b>0</b>



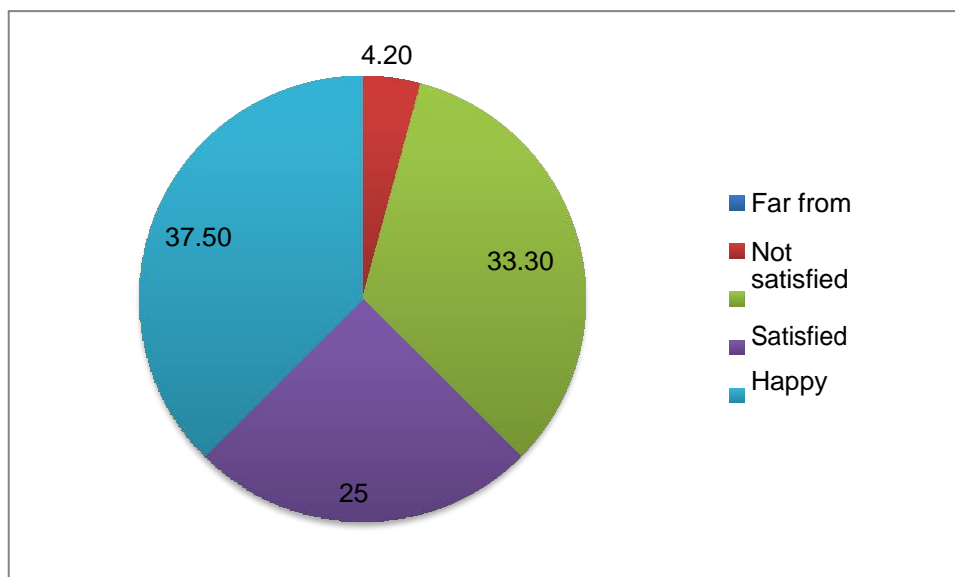
## 12. Innovativeness, creativity

Innovativeness, creativity	Very Happy	Happy	Satisfied	Not Satisfied	Far from satisfied
<b>% Response</b>	<b>37.5</b>	<b>41.7</b>	<b>20.8</b>	<b>0</b>	<b>0</b>



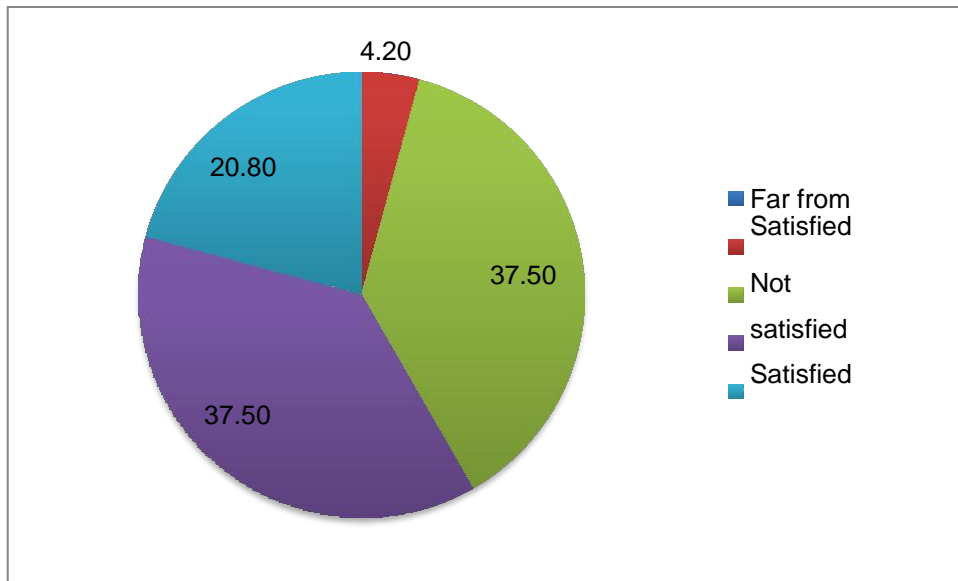
## 13. Relationship with seniors/peers/subordinates

Relationship with seniors/peers/subordinates	Very Happy	Happy	Satisfied	Not Satisfied	Far from satisfied
<b>% Response</b>	<b>37.5</b>	<b>25</b>	<b>33.3</b>	<b>4.2</b>	<b>0</b>



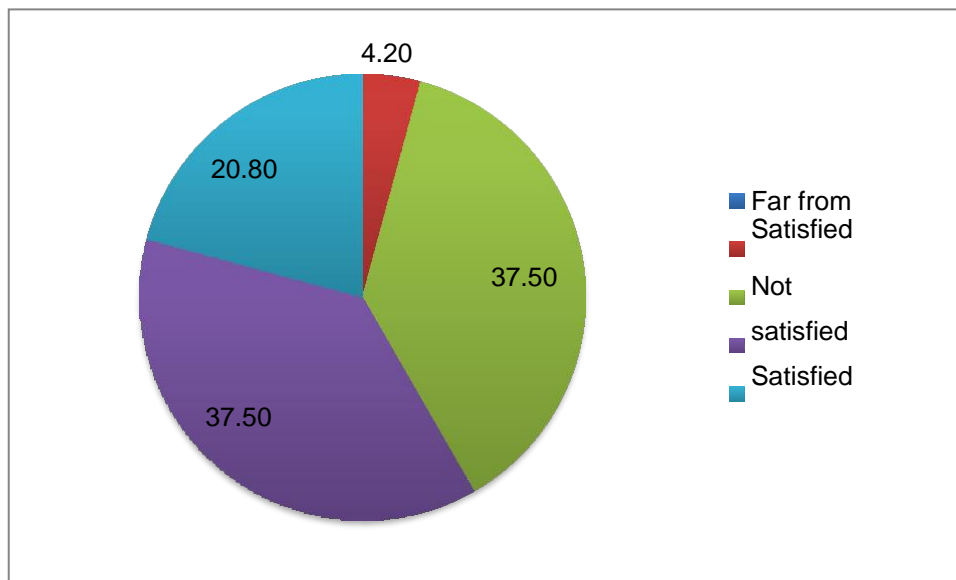
### 14. Involvement in social activities

Involvement in social activities	Very Happy	Happy	Satisfied	Not Satisfied	Far from satisfied
% Response	20.8	37.5	37.5	4.2	0



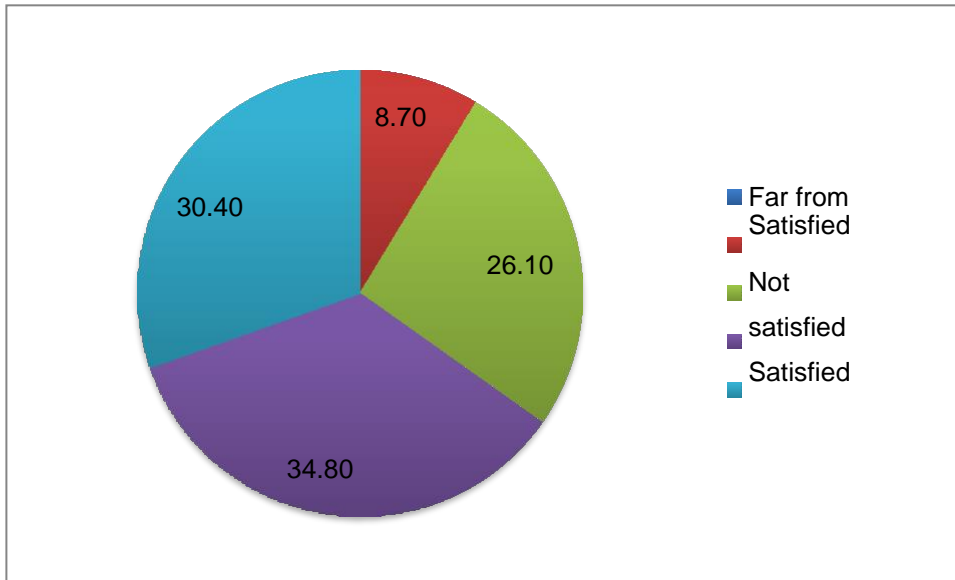
### 15. Ability to take up extra responsibility

Ability to take up extra responsibility	Very Happy	Happy	Satisfied	Not Satisfied	Far from satisfied
% Response	20.8	37.5	37.5	4.2	0



### 16.Obligation to work beyond schedule if required

Obligation to work beyond schedule if required	Very Happy	Happy	Satisfied	Not Satisfied	Far from satisfied
% Response	30.4	34.8	26.1	8.7	0







**MAHATMA GANDHI UNIVERSITY**  
*of*  
**MEDICAL SCIENCES & TECHNOLOGY**  
JAIPUR

---

## **Alumni Feedback Analysis Report 2019-20**

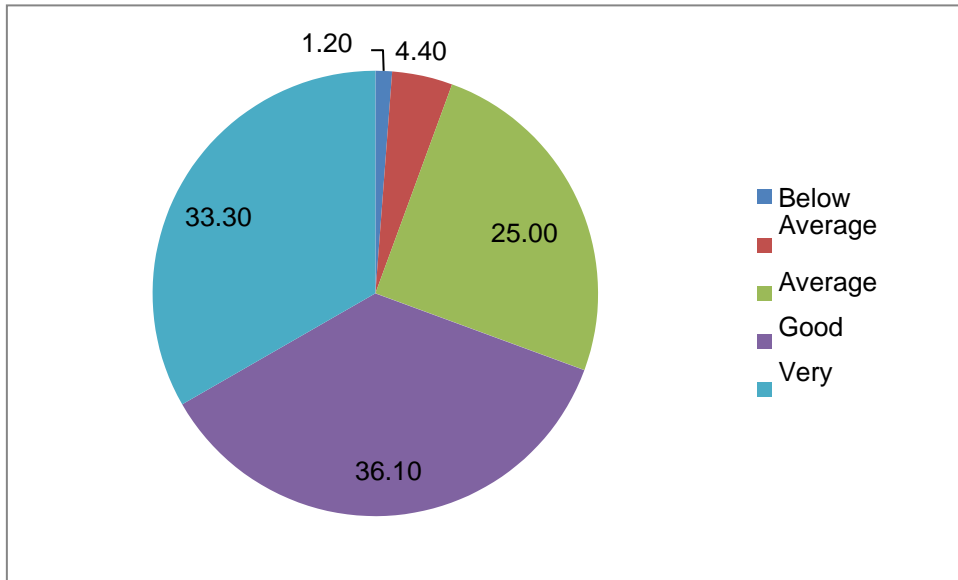
The Feedback Analysis Committee of the institution designs and collects feedback from its stakeholders to monitor and evaluate its performance quality on curriculum and curriculum related issues. The feedback forms were collected from alumni on several issues like adequateness of courses curriculum, sufficiency of syllabus content in context of current professional standards and curriculum design in context of development of self-directed learning and problem solving approach.

The report of feedback analysis is submitted to Vice Chancellor/Pro-Vice Chancellor of the University than the feedback report was forwarded to IQAC for necessary action and thereafter the analysis is shared with all constituent colleges, heads and they are instructed to take necessary measures and actions as to comply with the issues raised by the alumni.

## Alumni feedback on curriculum

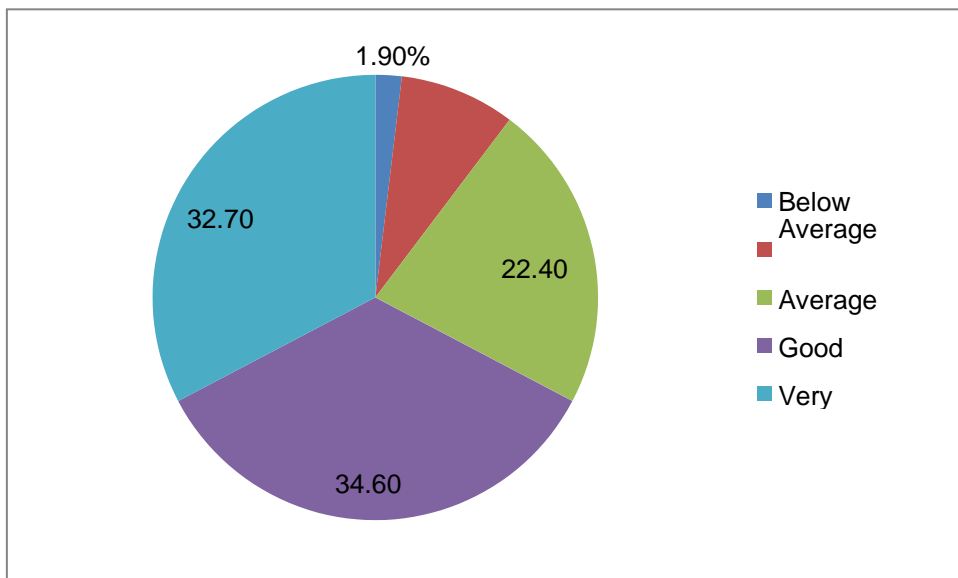
### 1. Adequateness of courses offered in the program

Adequateness of courses offered in the program	Excellent	Very Good	Good	Average	Below Average
% Response	33.3	36.1	25	4.4	1.2



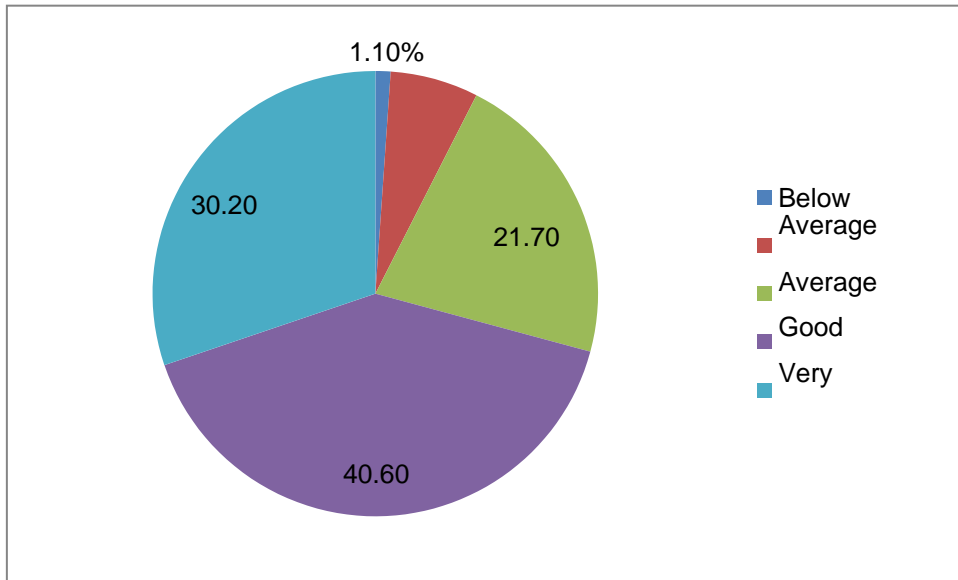
### 2. Sufficiency of syllabus content of development of technical skills

Sufficiency of syllabus content of development of technical skills	Excellent	Very Good	Good	Average	Below Average
% Response	32.7	34.6	22.4	8.4	1.9



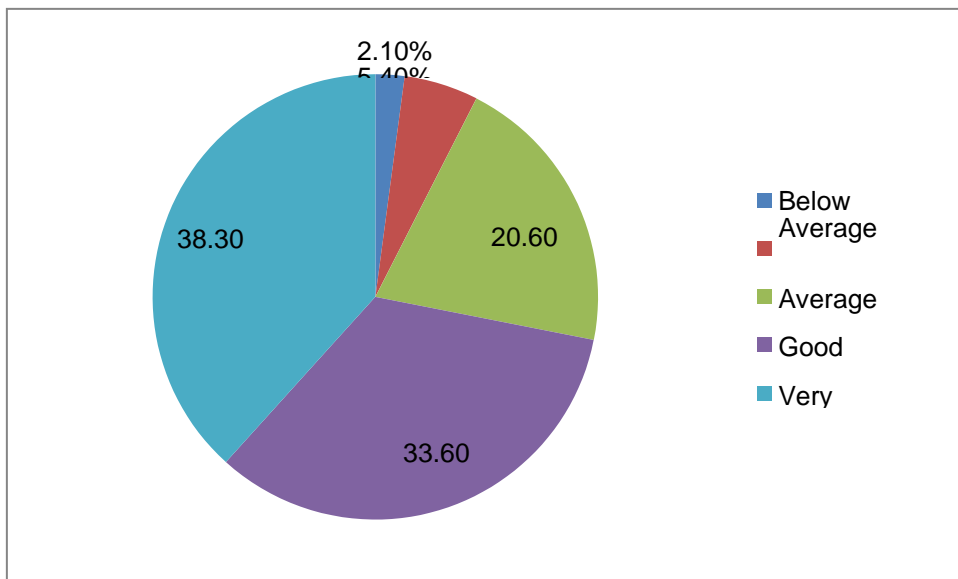
### 3. Sufficiency of syllabus content in context of your current professional standards

Sufficiency of syllabus content in context of your current professional standards	Excellent	Very Good	Good	Average	Below Average
% Response	30.20	40.6	21.7	6.4	1.1



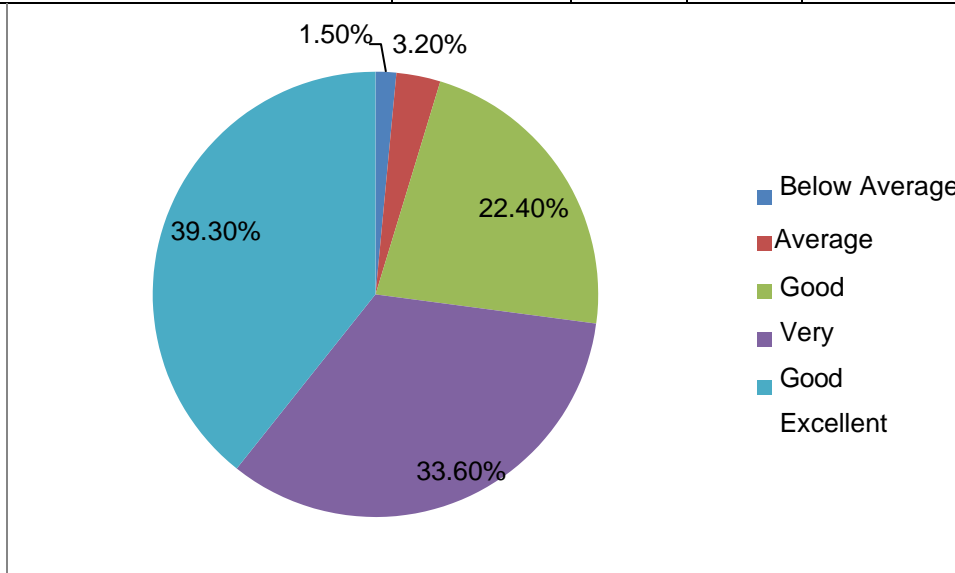
### 4. Competence and support offered by teachers during the course

Competence and support offered by teachers during the course	Excellent	Very Good	Good	Average	Below Average
% Response	38.3	33.6	20.6	5.4	2.1



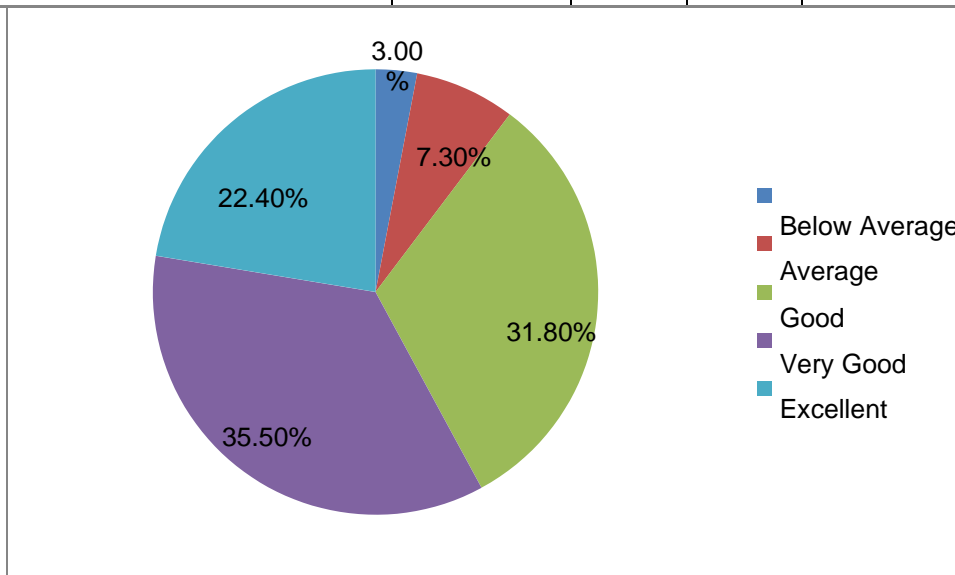
**5. Availability and suitability of institute's Laboratory & equipment for practical exposure**

Availability and suitability of institute's Laboratory & equipment for practical Exposure	Excellent	Very Good	Good	Average	Below Average
<b>% Response</b>	<b>39.3</b>	<b>33.6</b>	<b>22.4</b>	<b>3.2</b>	<b>1.5</b>



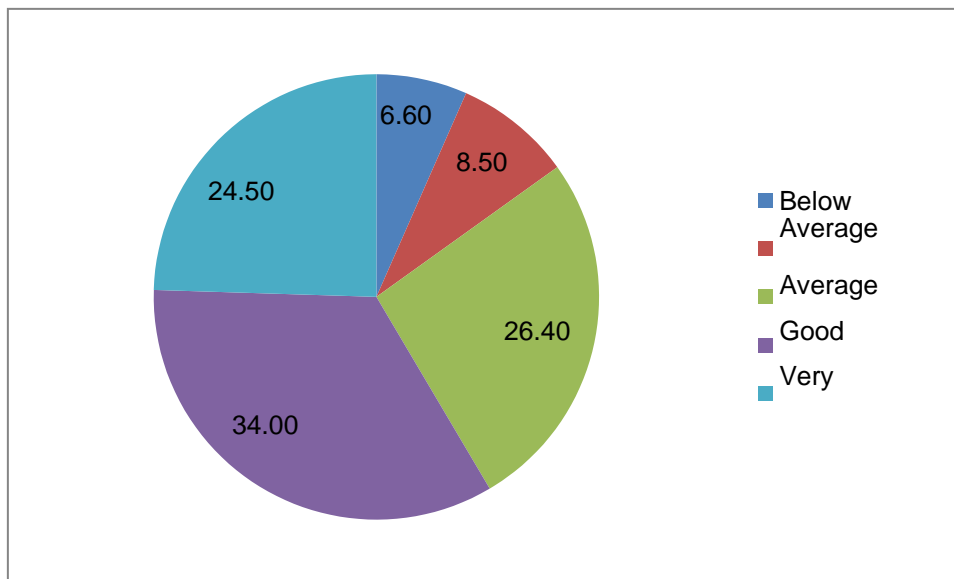
**6. Curriculum design in context of development of self-directed learning & problem solving approach**

Curriculum design in context of development of self-directed learning & problem solving Approach	Excellent	Very Good	Good	Average	Below Average
<b>% Response</b>	<b>39.3</b>	<b>33.6</b>	<b>22.4</b>	<b>3.2</b>	<b>1.5</b>



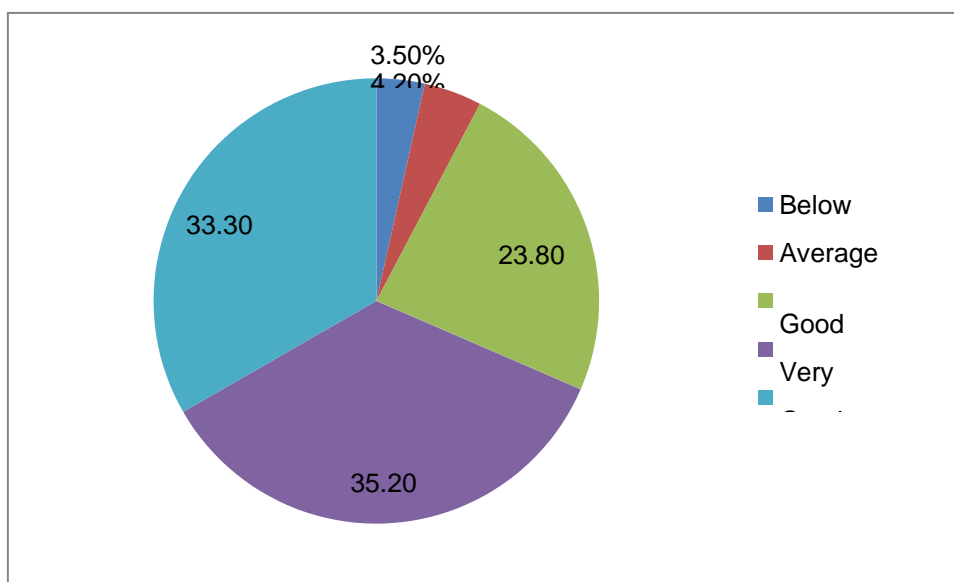
### 7. Library, online resources & internet facilities offered by institute

Library, online resources & internet facilities offered by institute	Excellent	Very Good	Good	Average	Below Average
% Response	24.5	34	26.4	8.5	6.6



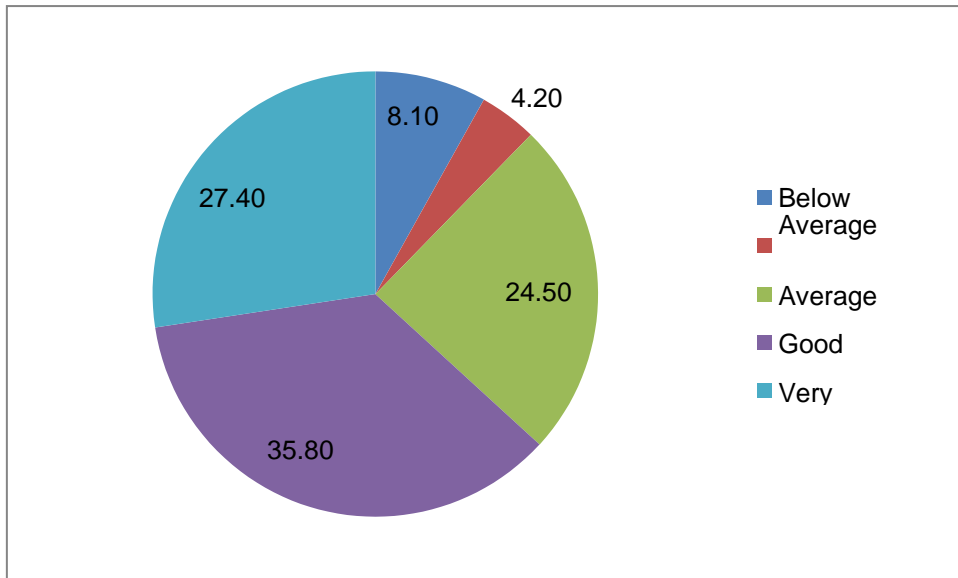
### 8. Overall learning experience in terms of relevance to real time experience

Overall learning experience in terms of relevance to real time experience	Excellent	Very Good	Good	Average	Below Average
% Response	33.3	35.2	23.8	4.2	3.5



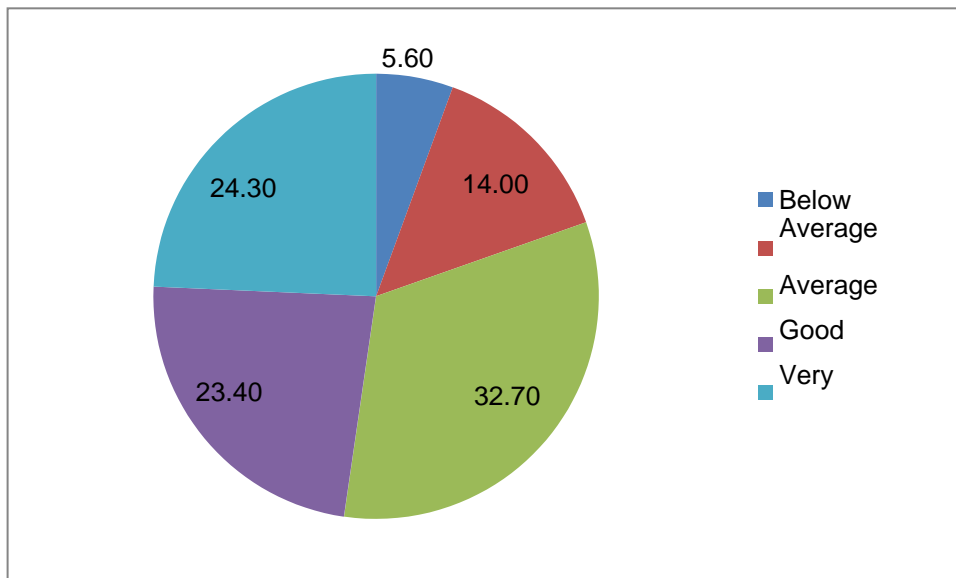
### 9. Institute's support & contribution for overall development of students

Institute's support & contribution for overall development of students	Excellent	Very Good	Good	Average	Below Average
% Response	27.4	35.8	24.5	4.2	8.1



### 10. Training and placement offered by the institute

Training and placement offered by the institute	Excellent	Very Good	Good	Average	Below Average
% Response	24.3	23.4	32.7	14	5.6





## **Professional Feedback Analysis Report 2019-20**

The Feedback Analysis Committee of the institution designs and collects feedback from its stakeholders to monitor and evaluate its performance quality on curriculum and curriculum related issues. The feedback forms were collected from professionals hailing from different medical fields on several issues like necessity of additions and deletions in the curriculum in connection with theory and practical parts of the syllabus. The responses were also taken from them about the weightage of the syllabus in terms of marks distribution.

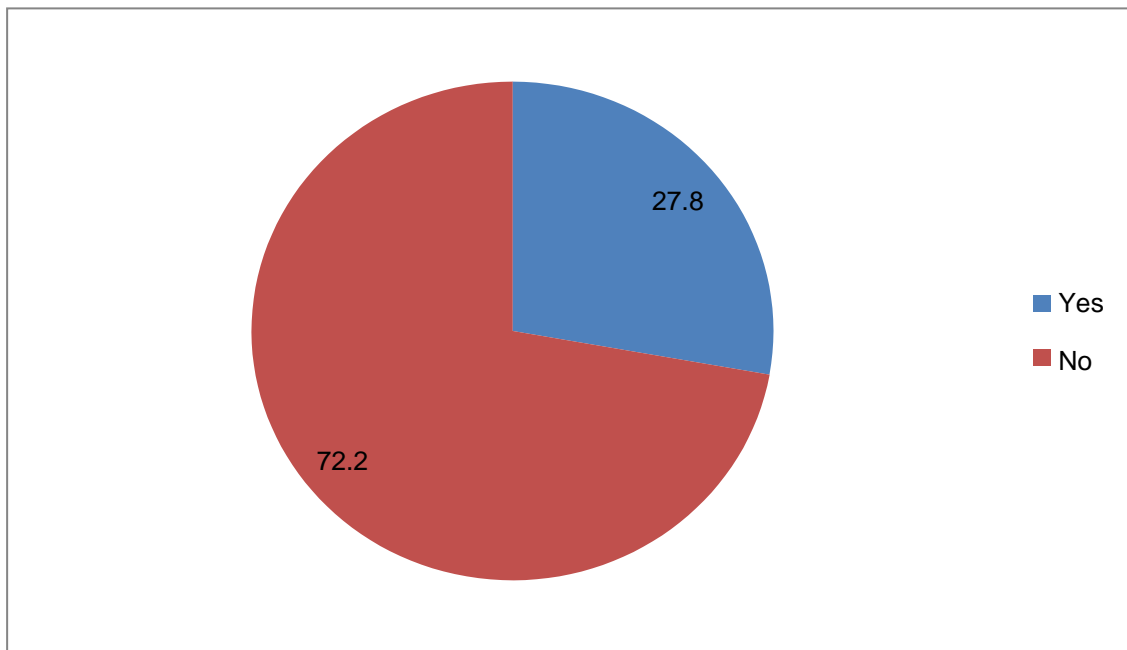
The report of feedback analysis is submitted to Vice Chancellor/Pro-Vice Chancellor of the University than the feedback report was forwarded to IQAC for necessary action and thereafter the analysis is shared with all constituent colleges, heads and they are instructed to take necessary measures and actions as to comply with the issues raised by the professionals.

# Professional Feedback

## Curriculum design and development

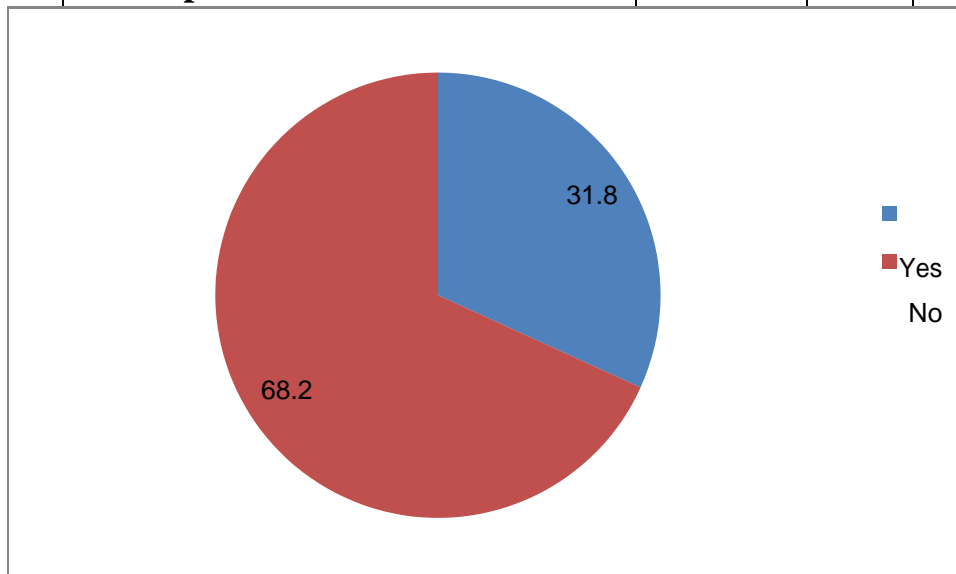
### 1. Theory Syllabus

Changes Required	Yes	No
% Response	27.8	72.2



### 1. Practical Syllabus

Changes Required	Yes	No
% Response	31.8	68.2

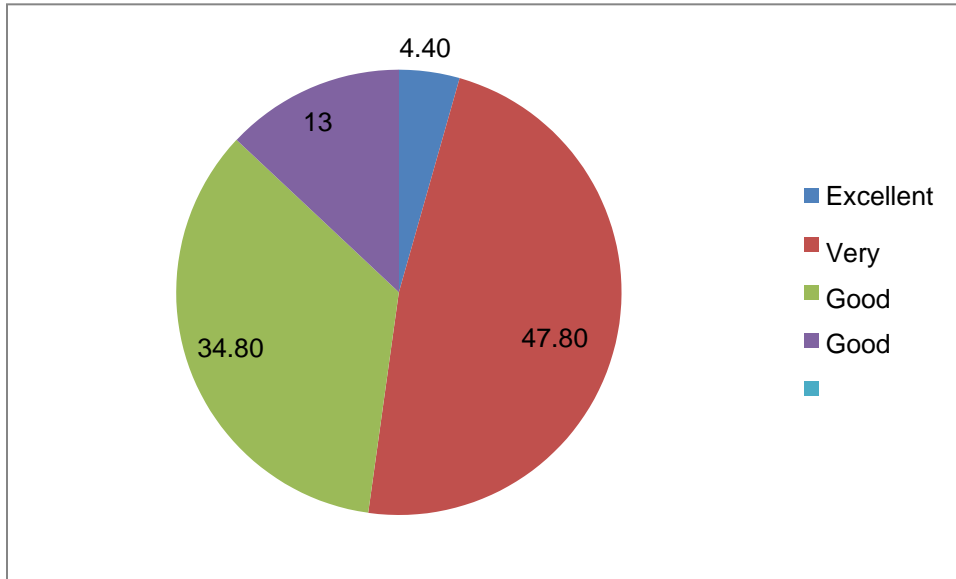




## Student overall performance

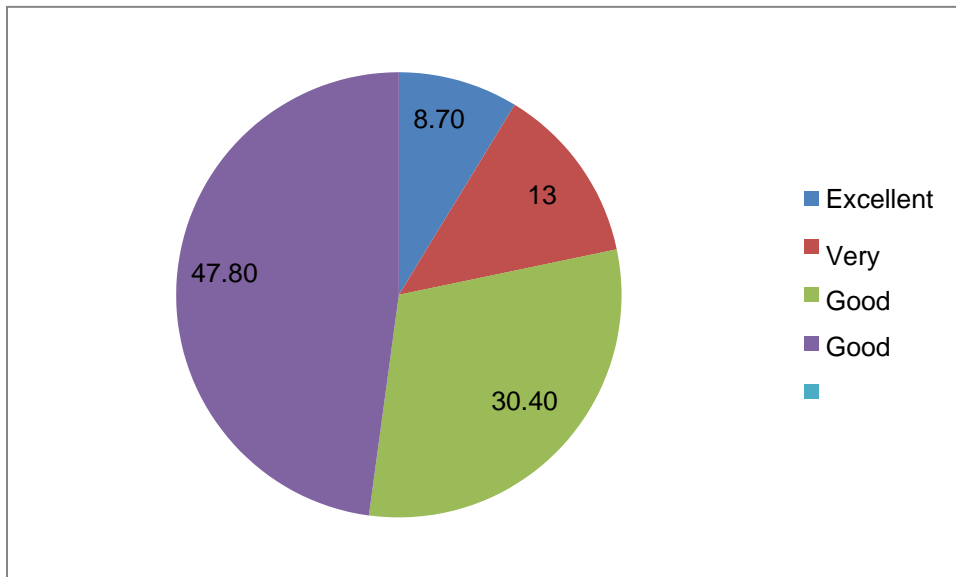
### 1. Practicals

Student overall performance in practicals	Excellent	Very Good	Good	Fair	Poor
% Response	4.4	47.8	34.8	13	0



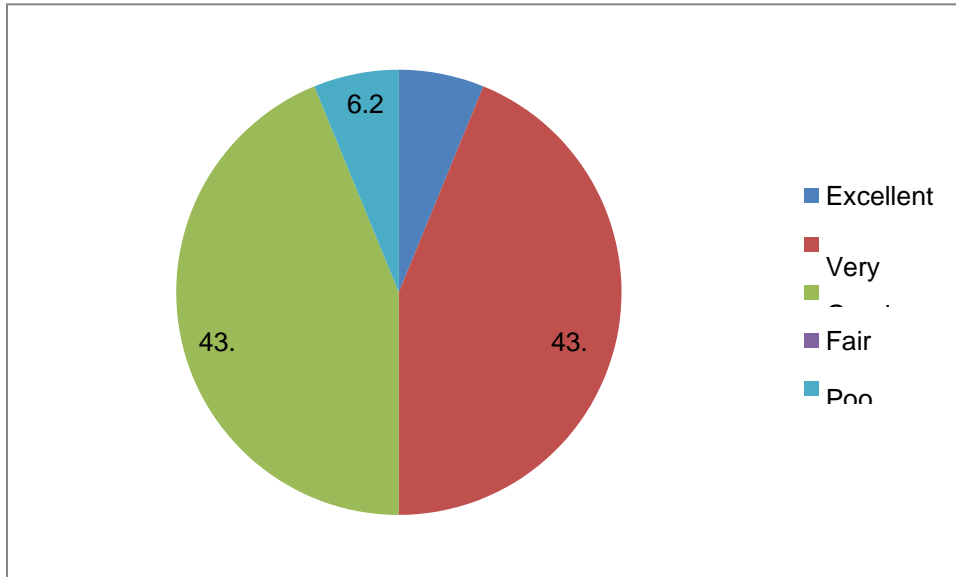
### 2. Viva

Student overall performance in Viva	Excellent	Very Good	Good	Fair	Poor
% Response	8.7	47.8	30.4	13	0



### 3. CAP (Theory)

Student overall performance in CAP (Theory)	Excellent	Very Good	Good	Fair	Poor
% Response	6.2	43.8	43.8	0	6.2



  
PRESIDENT  
Mahatma Gandhi University of  
Medical Sciences & Technology  
Sitapura, JAIPUR-302 022